
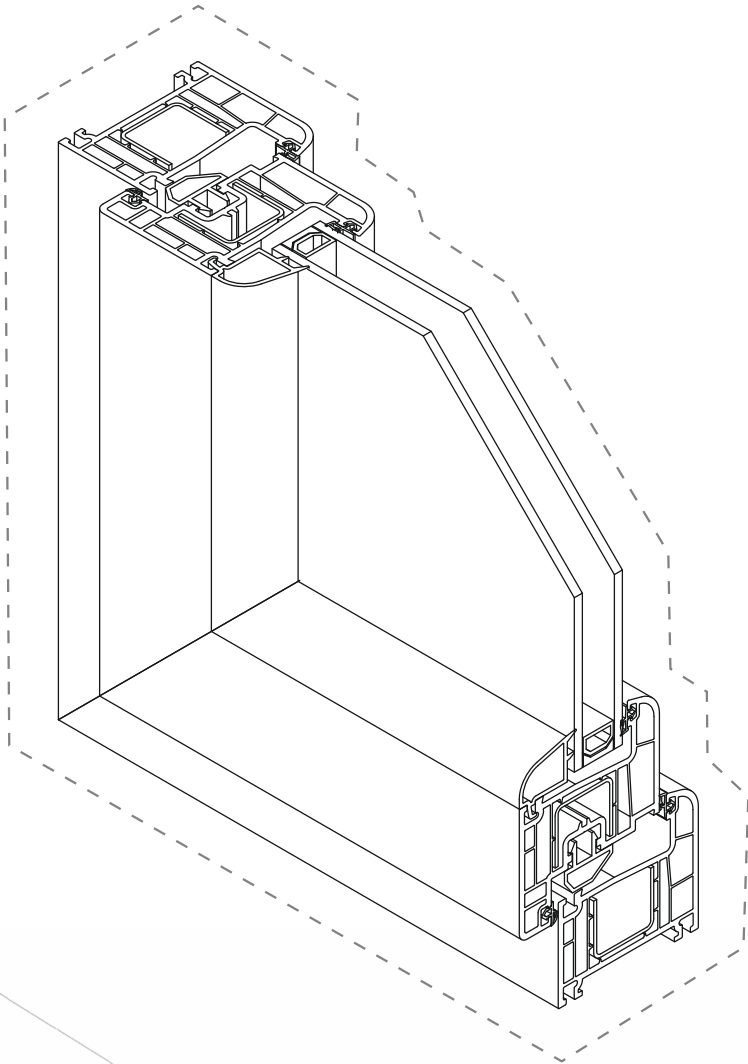


SARAY®




PVC KATALOG

SARAY®

Mükemmel yapılar için...

for Perfect Structures...

للهاكل المثالية ...



SARAY®
Alüminyum

since
1980

Saray Alüminyum olarak 40 yılı aşkın tecrübemizle, alüminyum kapı, pencere, cephe ve küpeşte sistemleri, alüminyum kompozit panel, PVC kapı ve pencere sistemleri, panjur ve kepenk sistemleri üretiyoruz. Geliştirdiğimiz cephe çözümleriyle fark yaratan yapıların inşa edilmesinde büyük rol oynuyoruz.

İstanbul Güneşli ve Tekirdağ Çerkezköy'de bulunan, yaklaşık 140 bin metrekare kapalı alana sahip ileri teknoloji ile donatılmış üretim tesislerimizde yeni yatırımlarla birlikte yılda 3,5 milyon metrekare alüminyum kompozit panel, 50 bin ton alüminyum profil, 20 bin ton PVC profil üretiyoruz.

Alüminyum sektöründe ihracat birincilikleri olan şirketimiz üretimimizin yüzde 55'ten fazlasını; Avrupa, Afrika, Asya ve Orta Doğu bölgelerinde 60' ı aşkın ülkeye ihraç ediyor.

Saray Alüminyum ISO 9001, ISO 14001, ISO 50001, CE, Qualicoat, Qualanod, TSE, TSEK, TS - EN, IFT - Rosenheim, GOST-R, UKR-S, MPA Dresden, Aplus, International Technical Approval, Yerli Malisertifikalarına sahip Saray Alüminyum, geliştirdiği yüksek performanslı inovatif ürünlerle, geleceğin mimari yapılarının inşa edilmesinde ve yaşam kalitesinin yükseltilmesinde önemli bir rol oynuyor.

Sektördeki üstün kalite ve standart belgelerimizin yanı sıra sürdürülebilirlik alanındaki çalışmalarımızla da sektöre örnek teşkil ediyoruz. Alüminyum Kompozit Panel (EPD Kayıt No:S-P-00834), Alüminyum Ekstrüzyon Profil (EPD Kayıt No:S-P-00833) ve PVC Profil (EPD Kayıt No:S-P-00832) ürünleriyle sektörümüzde Türkiye'nin ilk Çevresel Ürün Beyanı (EPD) belgesini sahibiz. Üretirken en az seviyede tüketmeyi gözetken şirketimiz, hem yeşil binaların oluşturulmasına katkı sağlıyor hem de çevreye duyarlı, sürdürülebilir, verimli, yenilikçi çözüm ve hizmetler sunuyor.

More than 40 years of expertise, we produce aluminium doors, windows, facade ,handrail systems, aluminium composite panels, PVC doors & windows systems, blind & shutter systems and various type of industrial profiles used at machinery, elevator, furniture, heating and cooling etc. industries . We play a big role at the construction of elegant buildings that creates difference with the facade solutions developed by our team. Saray has an installed annual capacity reaching up 3,5 million square meters of aluminium composite panels, 30 thousand tons of aluminium profiles and 20 thousand tons of PVC profiles in our advanced technology equipped production facilities in Istanbul Gunesli and Cerkezkoy.

Saray is one of the leading manufacturer of aluminium profiles and has several Export Leader Awards. We export more than 55% of our production to 60 countries in Europe, Africa, Asia and the Middle East regions.Saray has ISO 9001, ISO 14001, ISO 50001, CE, Qualicoat, Qualanod, TSE, TSEK, TS - EN, IFT - Rosenheim, GOST-R, UKR-S, MPA Dresden, Aplus, International Technical Approval, certifications and approvals. Saray undertakes an important mission by developing high performance, innovative products in order to increase the life quality.

In addition to our quality and standard certificates we care about environmental impact of our products and we aim to consume at the minimum level during production. We have Environmental Product Declaration (EPD) for Aluminium Composite Panel (EPD Registration No: S-P-00834), Aluminium Extrusion Profile (EPD Registration No: S-P-00833) and PVC Profile (EPD Registration No: S-P-00832). We offer environmentally friendly, sustainable, efficient, innovative solutions and contribute to the creation of green buildings.



TÜRKİYE'NİN
500 BÜYÜK SANAYİ
KURULUŞU
2021 247





Markanın Tanımı Description of the Mark
TSE veya or TSE veya or T S E

BELGE NUMARASI REFERENCE NUMBER OF LICENCE	002849-TSE-01/03
BELGENİN İLK VERİLİŞ TARİHİ DATE OF FIRST ISSUE OF LICENCE	14.03.2011
BELGENİN SON GEÇERLİLİK TARİHİ LICENCE VALID UNTIL	22.04.2023
BELGE SAHİBİ KURULUŞUN ADI NAME OF THE LICENCE HOLDER	SARAY DÖKÜM VE MADENİ AKSAM SANAYİ TURİZM ANONİM ŞİRKETİ
BELGE SAHİBİ KURULUŞUN ADRESİ ADDRESS OF THE LICENCE HOLDER	BAĞLAR MAH/SEMT OSMAN PAŞA CAD. NO:89 /11 BAĞCILAR İSTANBUL/TÜRKİYE
ÜRETİM YERİ ADI NAME OF THE MANUFACTURING PLACE	SARAY DÖKÜM VE MADENİ AKSAM SANAYİ TURİZM ANONİM ŞİRKETİ
ÜRETİM YERİ ADRESİ ADDRESS OF THE MANUFACTURING PLACE	BAĞLAR MAH. OSMANPAŞA CAD. NO:89 34540 GÜNEŞLİ İSTANBUL / TÜRKİYE
İPTAL EDİLEN BELGE NUMARASI (Varsa) INDICATION OF SUPERSEDED LICENCE (if any)	002849-TSE-01/02
TESCİLLİ TİCARİ MARKASI REGISTERED TRADE MARK	SARAY
İLGİLİ TÜRK STANDARDI RELATED TURKISH STANDARD	TS EN 12020-1 / 02.03.2010
BELGE KAPSAMI SCOPE OF LICENCE	

* ALÜMİNYUM VE ALÜMİNYUM VE ALAŞIMLARINDAN EKSTRÜZYON İLE İMAL EDİLMİŞ HASSAS PROFİLLER ;
- ENA W 6060 ve ENAW 6063 ALAŞIMLI ALÜMİNYUM
MALZEMEDEN ISIL BARIYERLİ VE ISIL BARIYERSİZ
EKSTRÜZYON PROFİLLER

e-İmzalı/e-signed

05.04.2022

Belgelendirme Merkezi Başkanı Adına
BAHTİYAR UĞUR

TSE İSTANBUL BELGELENDİRME MÜDÜRÜ V.

*Bu belge, belgelendirilen ürünün, üretim yerinin Enstitümüzün belirlediği şartları karşıladığını da gösterir.

*Bu belge, hiç bir suretle tahrif edilemez, kısmen veya okunmasını zorlaştıracak şekilde çoğaltılamaz, kazıntı ve silinti yapılamaz.

*TSE İSTANBUL BELGELENDİRME MÜDÜRLÜĞÜ * Adres: Çayırova Tren İstasyonu Yanı ÇAYIROVA/GEBZE * Telefon: 2627231273* Faks: 2627231606

*TSE BELGELENDİRME MERKEZİ BAŞKANLIĞI Adres: Necatibey Cad. No:112 06100 Bakanlıklar/ANKARA – Telefon: 0 312 416 64 81 / 416 64 27. Faks:0 312 416 66 17 E-posta: bmb@tse.org.tr , web : www.tse.org.tr

<https://evrakkontrol.tse.org.tr/BelgeDogrulama.aspx?p=trq0i65l> adresinden belgenin doğruluğunu ve geçerliliğini sorgulayınız.



1 / 1

Certificate of Registration



İşbu belge,

**Saray Döküm ve Madeni Aksam Sanayi Turizm A.Ş., Trading As
"Sarplas", "Saraypen", "Saraybond" and "Aluface"**

Veliköy Sanayi Bölgesi Sanayi Bulvarı No:29 Veliköy, Çerkezköy , Tekirdağ , Türkiye

(Bu Sertifika birden çok işyeri sertifikasyonunun bir parçası olup detay için 7433 nolu sertifikaya bakınız.)

Kalite Yönetim Sisteminin

**Pvc profil sistemleri , AL-PE-AL kompozit panelleri üretimi , Alüminyum
profil üretimi ve eoksal kaplanması ve boyanması ve panjur ve panjur
sistemleri üretimi**

Uygulamasının

ISO 9001:2015

Hükümleri gereğince NQA tarafından denetlendiğini ve tescil edildiğini doğrular.

Bu tescil işlemi, kuruluşun kalite yönetim sistemini, yukarıda anılan standart uyarınca NQA'nin denetimi altında sürdürmesine bağlıdır.

Uyumsuzluk halinde bu sertifikanın İngilizce dilindeki yorumu geçerli olacaktır

Managing Director



Sertifika No: 7433/1
ISO Onay Tarihi: 01 Nisan 2004
Yeniden Yayın: 20 Haziran 2022
Geçerlilik Tarihi: 15 Mayıs 2024
EAC Kodu: 14.17



Certificate of Registration



This is to certify that the Quality Management System of
**Saray Döküm ve Madeni Aksam Sanayi Turizm A.Ş., Trading As
"Sarplas", "Saraypen", "Saraybond" and "Aluface"**

Veliköy Sanayi Bölgesi Sanayi Bulvarı No:29 Veliköy, Çerkezköy, Tekirdağ, Türkiye


(This certificate is part of a multi site registration refer to certificate 7433 for additional info.)
applicable to

**Extrusion, anodization and powder coating of aluminium products,
manufacture of pvc profile systems, manufacture of AL-PE-AL Composite
panels and shutter and shutter systems**

has been assessed and registered by NQA against the provisions of

ISO 9001:2015

This registration is subject to the company maintaining a quality management system,
to the above standard, which will be monitored by NQA



Managing Director




Certificate No: 7433/1
ISO Approval Date: 1 April 2004
Reissued: 20 June 2022
Valid Until: 15 May 2024
EAC Code: 14,17



The use of the UKAS Accreditation Mark indicates accreditation in respect of those activities covered by the accreditation certificate number 015 held by NQA.
NQA is a trading name of NQA Certification Limited, Registration No. 09351758. Registered Office: 20-22 Bedford Row, London, WC1R 4JS.
This certificate is the property of NQA and must be returned on request.

SARAY®

ENVIRONMENTAL PRODUCT DECLARATION



In accordance
with ISO 14025 and EN 15804:2012+A2:2019 for

White PVC Profiles

Programme:

The International EPD® System
www.environdec.com

Programme Operator:

EPD International AB

Local Operator:

EPD Turkey

S-P Code:

S-P-4089

Publication Date:

04-09-2021

Validity Date:

03-09-2026

TURKEY EPD®

ENVIRONMENTAL PRODUCT DECLARATIONS

EPD®


THE INTERNATIONAL EPD® SYSTEM

SARAY®

ENVIRONMENTAL PRODUCT DECLARATION

In accordance
with ISO 14025 and EN 15804:2012+A2:2019 for

Laminated PVC Profiles



Programme:

The International EPD® System
www.environdec.com

Programme Operator:

EPD International AB

Local Operator:

EPD Turkey

S-P Code:

S-P-4088

Publication Date:

04-09-2021

Validity Date:

03-09-2026

TURKEY EPD®


ENVIRONMENTAL PRODUCT DECLARATIONS

EPD®

THE INTERNATIONAL EPD® SYSTEM



LC 01 Altın Meşe
Solar Oak
صاج فاتح



LC 02 Maun
Mahogany
صاج غامق / نمري




LC 05 Açık Meşe
Cool Teak
بلوطي فاتح



LC 06 Agora Tik
Agora Teak
كلاسيك غامق



LC 07 Ceviz
Walnut
جوزي



LC 08 Antrasit
Cool Grey
انترسات لماغ



LC 10 Vizon
Brindle Grey
رمادي غامق




LC 11 Düz Antrasit
Cool Grey
انترسات عادي



LC 12 Antik Meşe
Anteak Oak
بلوطي قديم



LC 13 Samur Mavi
Sable Blue
الازرق السمور



LC 14 Siyah Hareli
Black Brown
اسود بني



LC 15 Jet Siyah
Jet Black
اسود فحمي

Ekran ve basılı katalogta görünen renkler, gerçek renkten biraz farklı olabilir.

Colours which display on the screen and printed catalogue may be slightly different from actual colour.

قد تختلف الألوان التي تظهر على الشاشة وفي الكatalog المطبوع قليلاً عن اللون الفعلي.

A large rectangular area with a solid border and horizontal dashed lines, intended for writing notes.

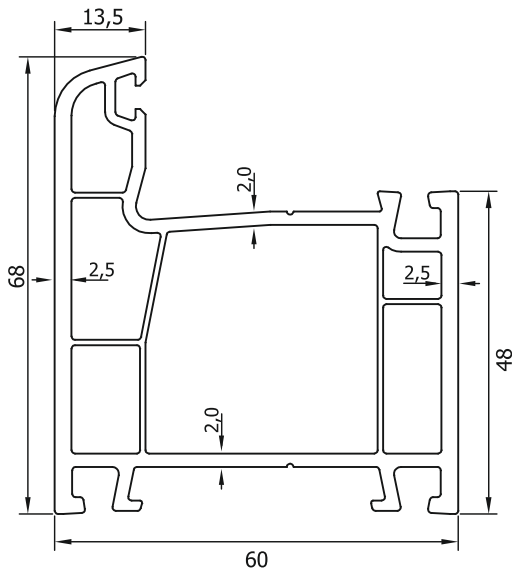
S630



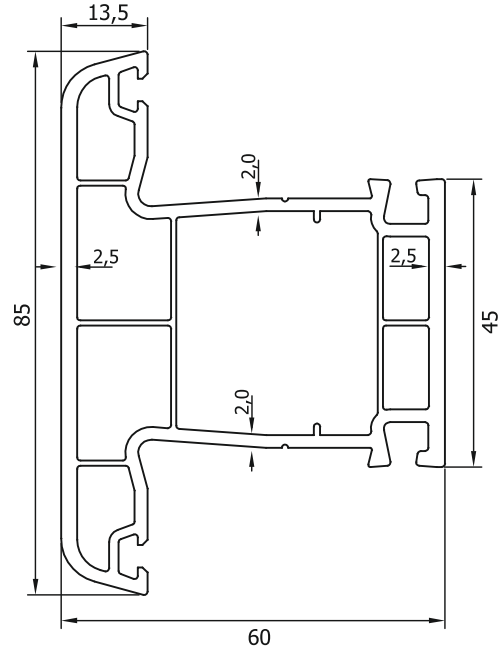
EKONOMİK GENİŞ SİSTEM 60 mm
WIDE ECONOMIC SYSTEM 60 mm

631 Kasa Profili / Frame Profile / بروفائل الإطار

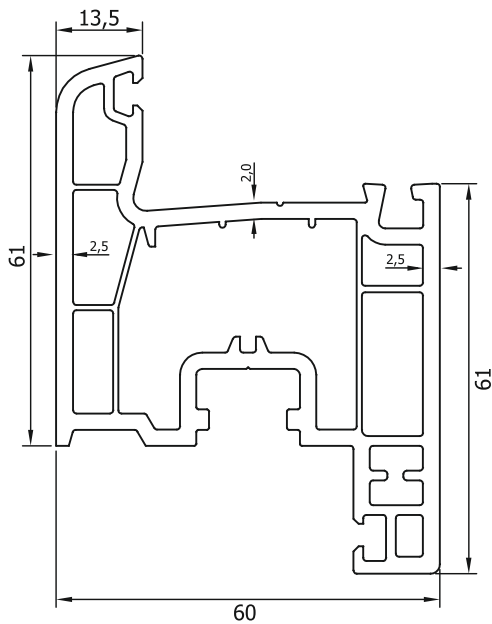
0,990 kg/m

**632** Orta Kayıt / Mullion Profile / بروفائل موليون

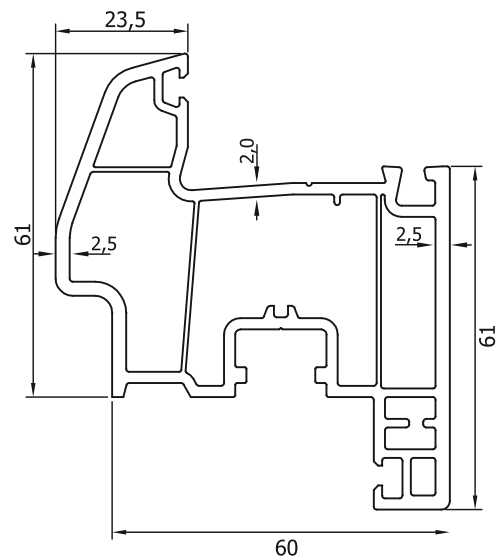
1,090 kg/m

**633** Kanat Profili / Sash Profile / بروفائل المصراع

1,270 kg/m

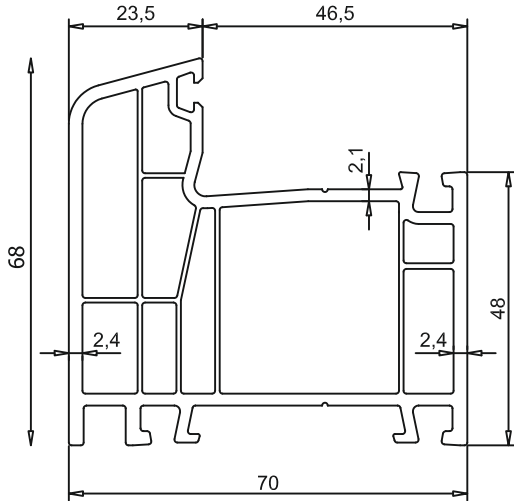
**703** Damaklıklı Kanat Profili / Wide Sash Profile / بروفائل المصراع العريض

1,210 kg/m



701 Kasa Profili / Frame Profile / بروفایل الإطار

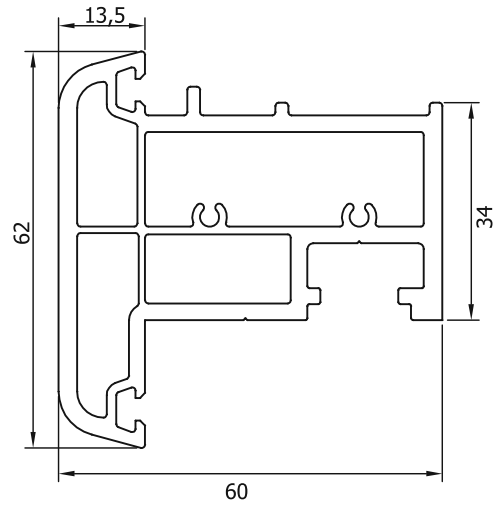
1,230kg/m



604 Hareketli Orta Kayıt / Overhang Profile

بروفایل موليون المتحرك

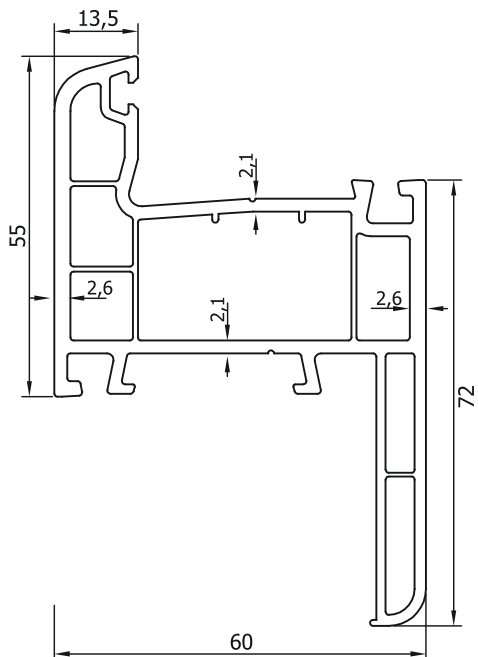
1,100 kg/m



661 Pervazlı Kasa Profili / Wide Frame Profile

بروفایل الإطار العريض

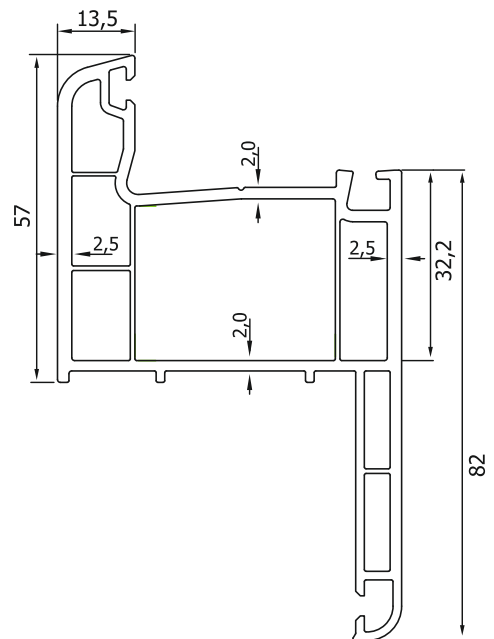
1,075 kg/m



671 Pervazlı Kasa Profili / Wide Frame Profile

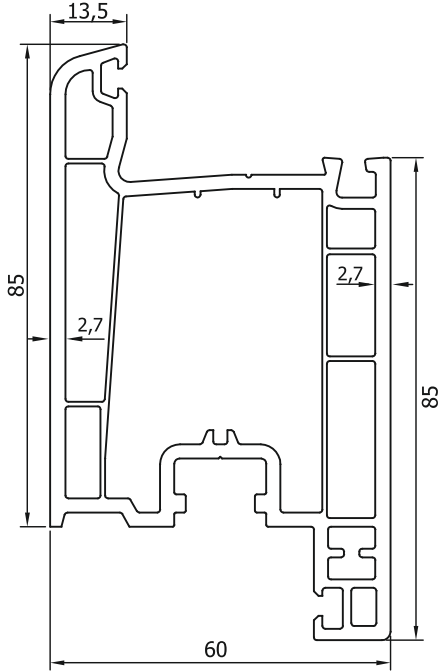
بروفایل الإطار العريض

1,015 kg/m



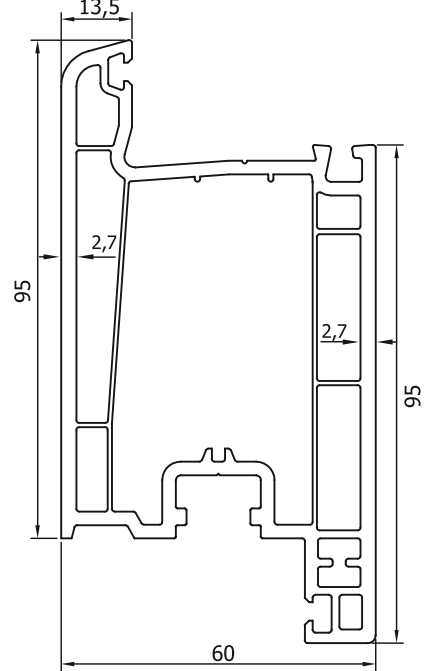
607 Dar Kapı Kanat Profili / Tight Door Sash Profile
بروفایل المصراع الضيق للباب

1,485 kg/m



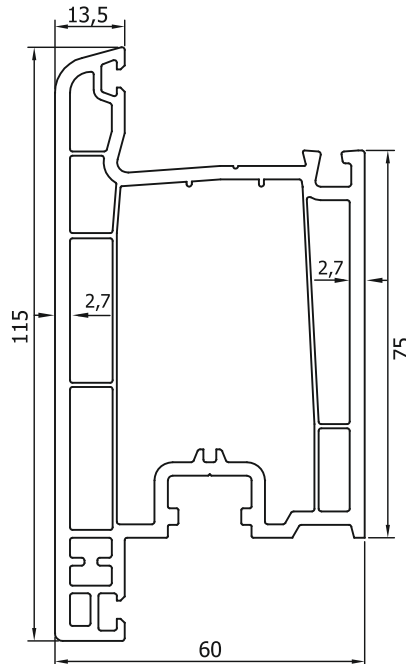
605 Kapı Kanat Profili / Door Sash Profile
بروفایل مصراع الباب

1,695 kg/m



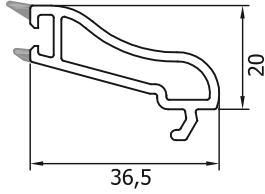
606 Dışa Açılır Kapı Profili / Outside Opening Door Profile
بروفایل الباب بالفتح الخارجي

1,720 kg/m



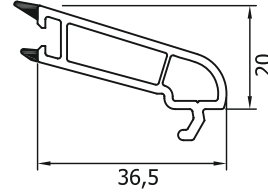
611 4 mm Tek Cam Çatısı / 4 mm Single Glass Bead
٤ ملم بلورات زجاجية فردية

0,280 kg/m



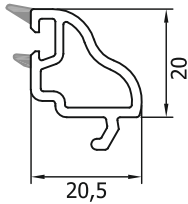
621 4 mm Tek Cam Çatısı / 4 mm Single Glass Bead
٤ ملم بلورات زجاجية فردية

0,250 kg/m



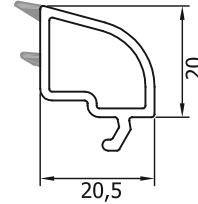
612 20 mm Çift Cam Çatısı / 20 mm Double Glass Bead
٢٠ ملم بلورات زجاجية مزدوجة

0,200 kg/m



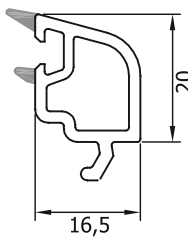
620 20 mm Çift Cam Çatısı / 20 mm Double Glass Bead
٢٠ ملم بلورات زجاجية مزدوجة

0,180 kg/m



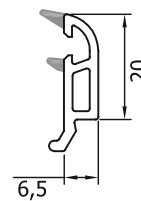
614 24 mm Çift Cam Çatısı / 24 mm Double Glass Bead
٢٤ ملم بلورات زجاجية مزدوجة

0,210 kg/m



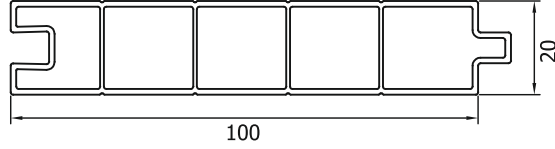
615 34 mm Çift Cam Çatısı / 34 mm Double Glass Bead
٣٤ ملم بلورات زجاجية مزدوجة

0,140 kg/m



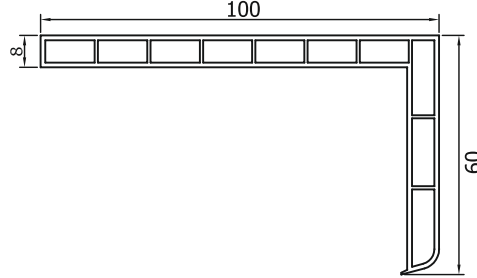
616 20 mm Lambri / Weinscort Profile 20 mm / ٢٠ ملم تلبيسة وينسكارت

0,520 kg/m



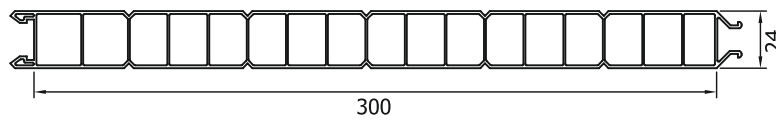
617 Pervaz / Wale Profile / بروفایل ویل

0,600 kg/m



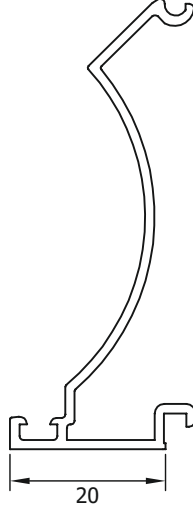
619 24 mm Lambri / Weinscort Profile 24 mm / ٢٤ ملم تلبيسة وينسكارت

1,700 kg/m



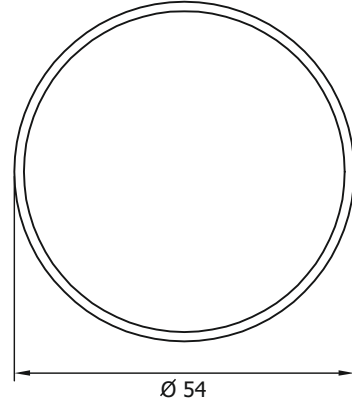
6507 Eksenel Dönüş Adaptörü / Corner Pipe Adaptor Profile
محول الدوران المحوري

0,350 kg/m (ALU) / 0,400 kg/m (PVC)



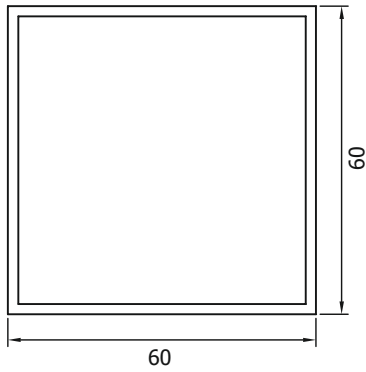
613 Eksenel Dönüş Borusu / Corner Pipe Profile
أنبوب الدوران المحوري

0,706 kg/m (ALU) / 0,750 kg/m (PVC)



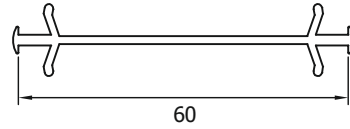
916/B Köşe Dönüş Kutu Profili / Corner Box Profile
بروفایل صندوق الزوايا

1,265 kg/m (ALU) / 0,750 kg/m (PVC)



6506 İnce Bağ Profili / Connection Profile
بروفایل التوصيل

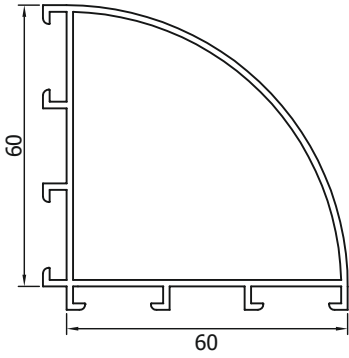
0,390 kg/m (ALU) / 0,380 kg/m (PVC)



4186 90° Dönüş Profili / 90° Corner Profile

بروفایل التحويل 90 درجة

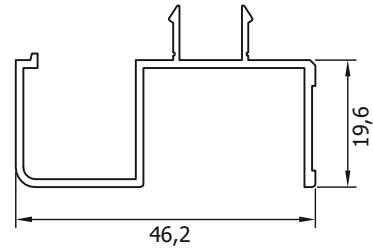
1,025 kg/m (ALU)



6514 Kapı Altı Fırça Profili / Door Under Brush Profile

بروفایل الفرشاة تحت الباب

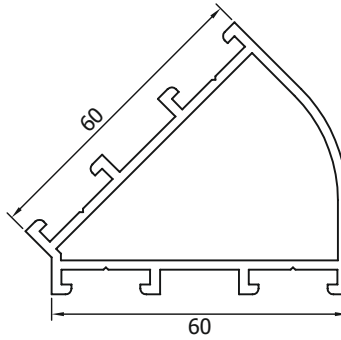
0,400 kg/m (ALU)

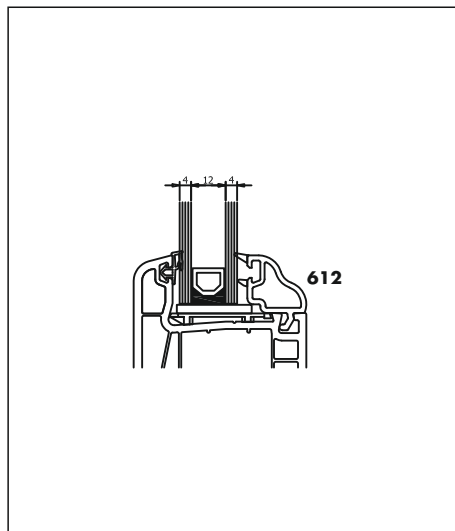
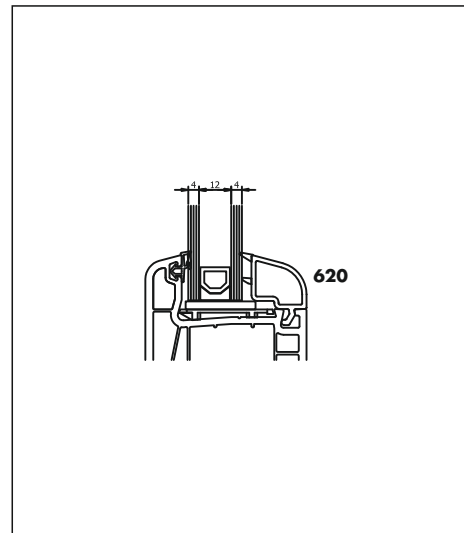
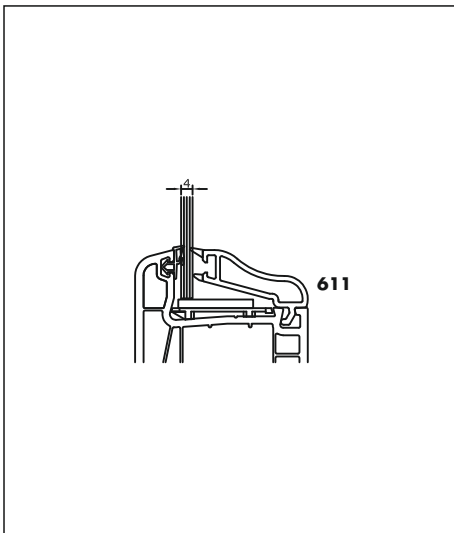
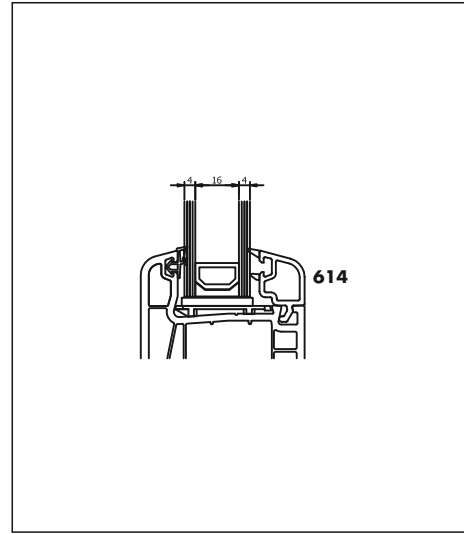
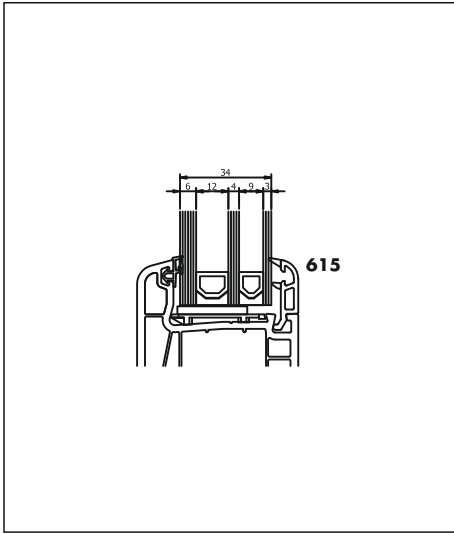


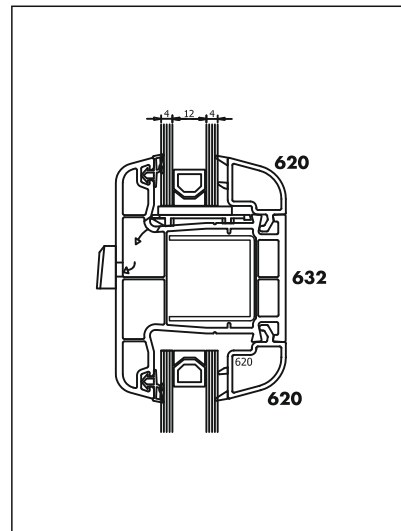
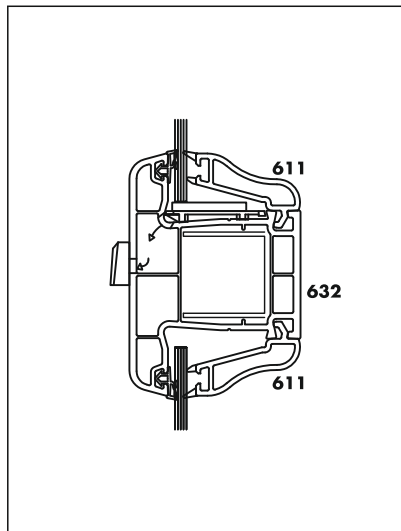
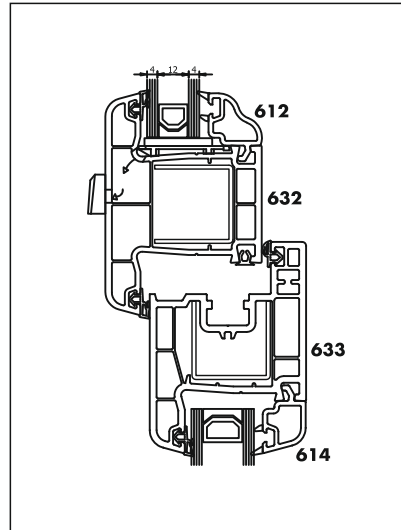
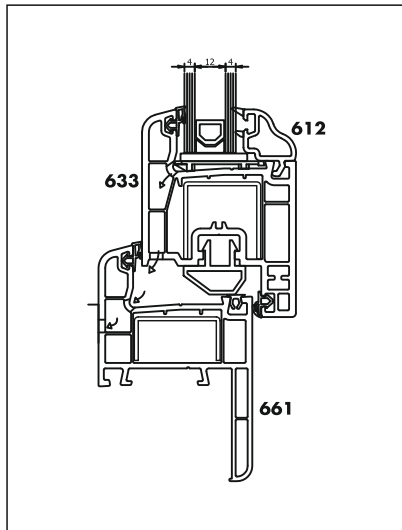
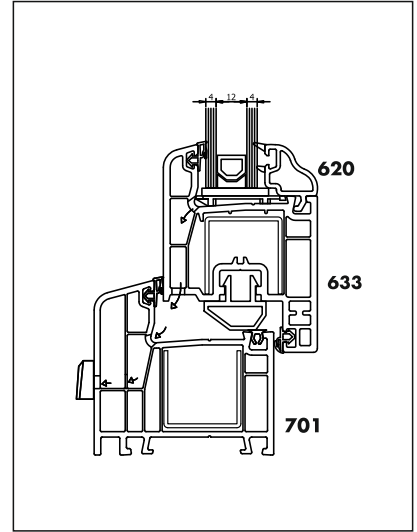
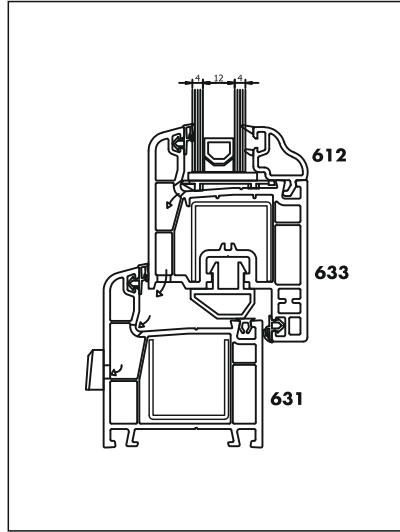
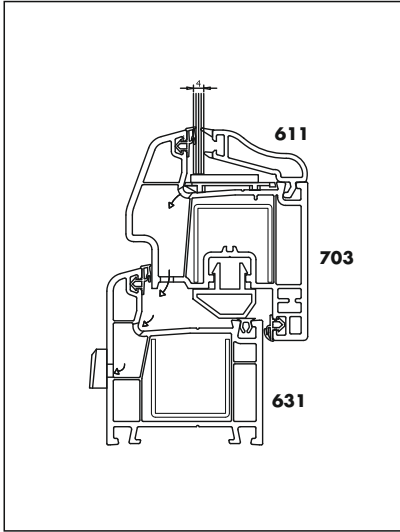
4150 135° Dönüş Profili / 135° Corner Profile

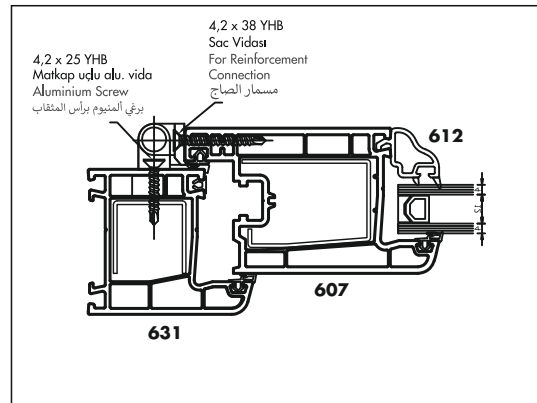
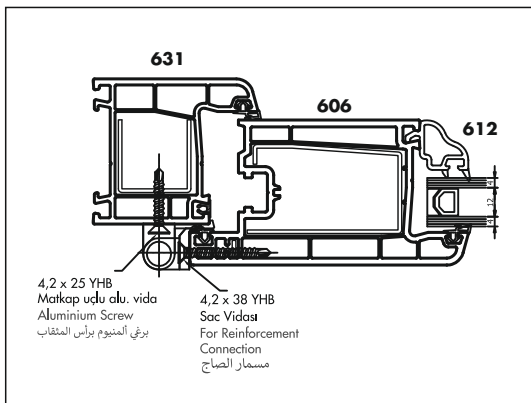
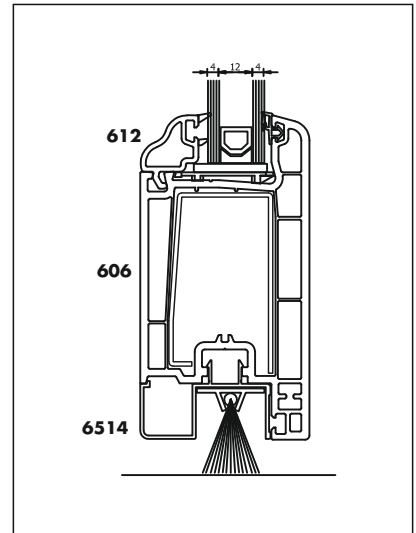
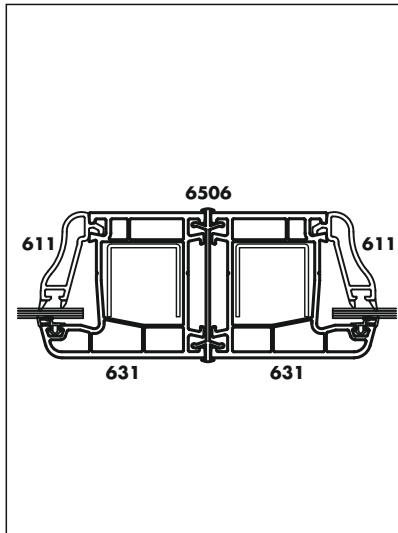
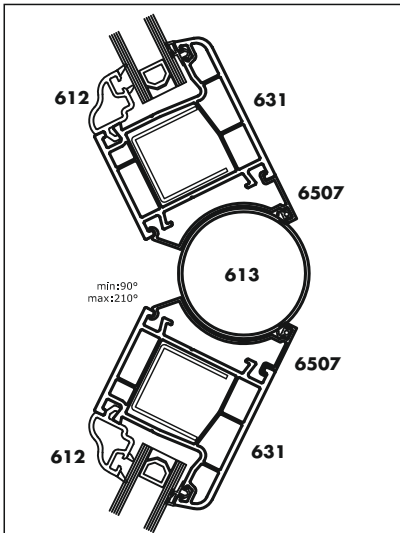
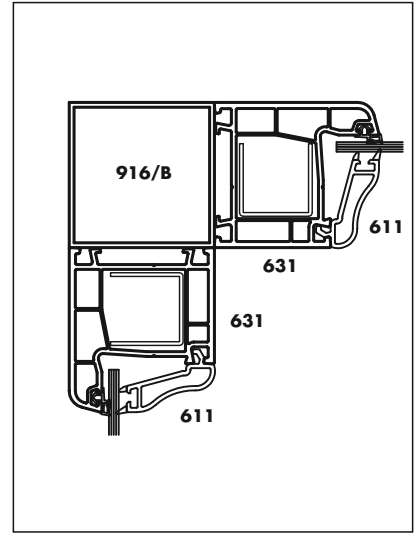
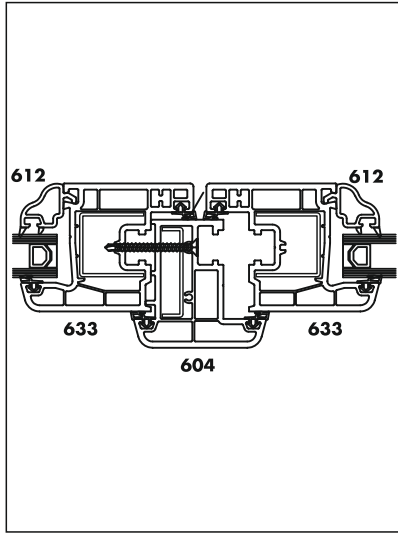
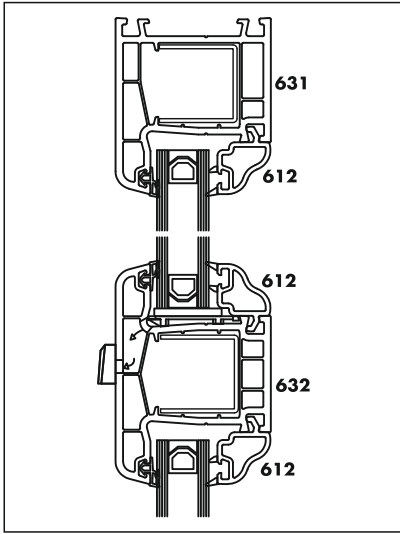
بروفایل التحويل 135 درجة

1,180 kg/m (ALU)









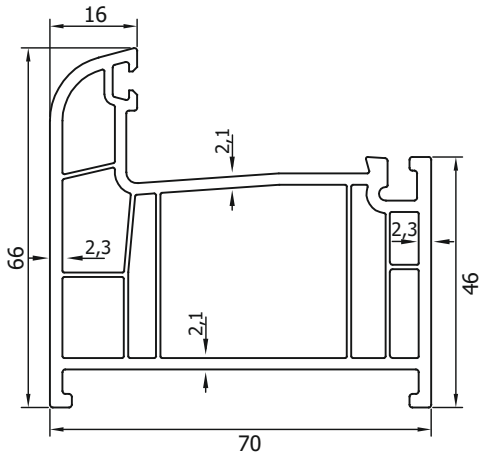
A large rectangular area with a solid border and horizontal dashed lines, intended for writing notes.

S7030

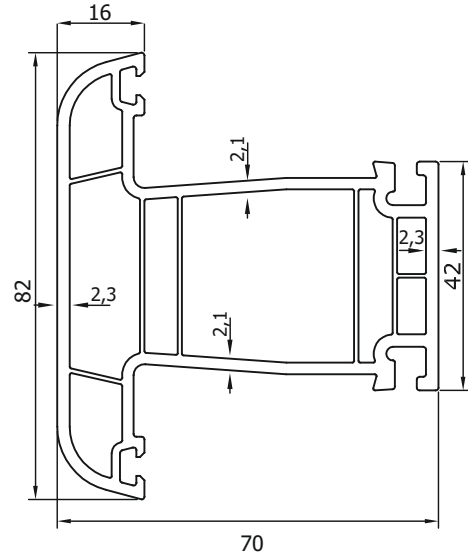


EKONOMİK 70 mm SİSTEM
70 mm ECONOMIC SYSTEM

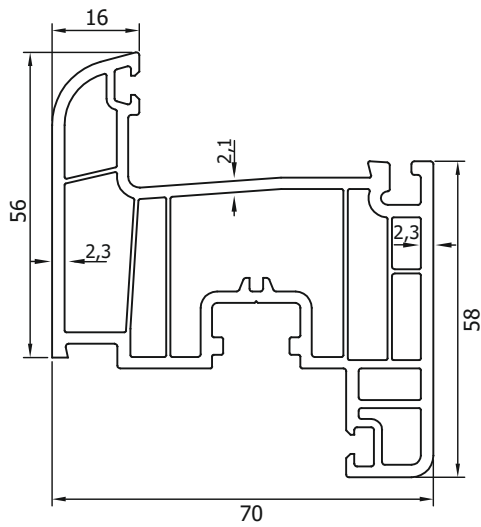
7031 Kasa Profili / Frame Profile / بروفایل الإطار
1,060 kg/m



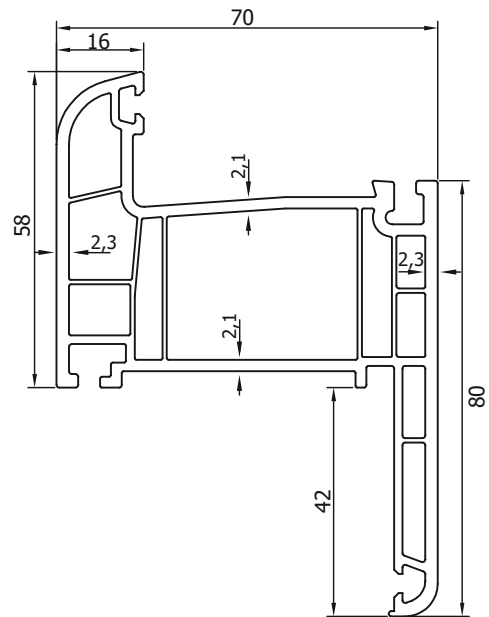
7032 Orta Kayıt / Mullion Profile / بروفایل مولیون
1,175 kg/m



7033 Kanat Profili / Sash Profile / بروفایل المصراع
1,240 kg/m



7071 Pervazlı Kasa Profili / Wide Frame Profile
بروفایل الإطار العریض
1,240 kg/m

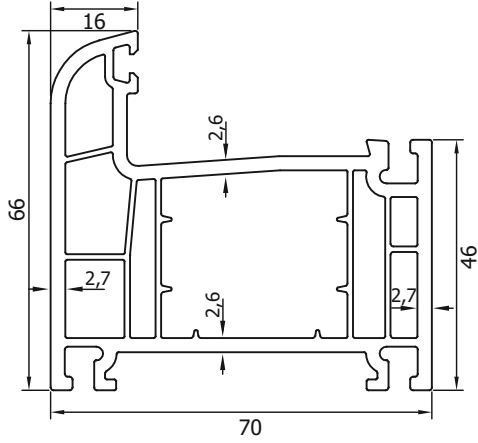


S7000

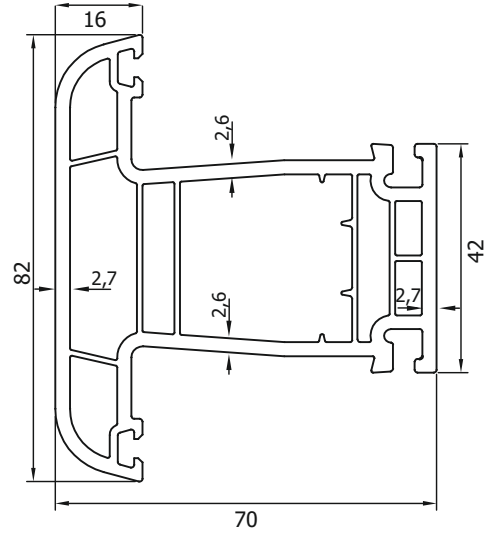


PREMIUM SİSTEM
PREMIUM SYSTEM

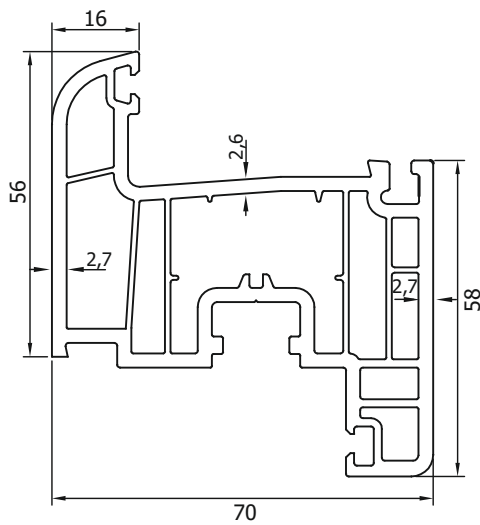
7001 Kasa Profili / Frame Profile / بروفایل الإطار
1,300 kg/m



7002 Orta Kayıt / Mullion Profile / بروفایل مولیون
1,360 kg/m

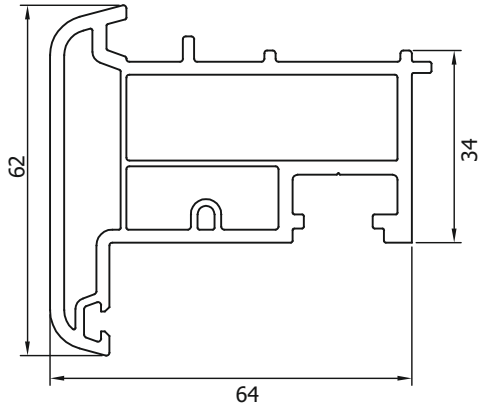


7003 Kanat Profili / Sash Profile / بروفایل المصراع
1,430 kg/m



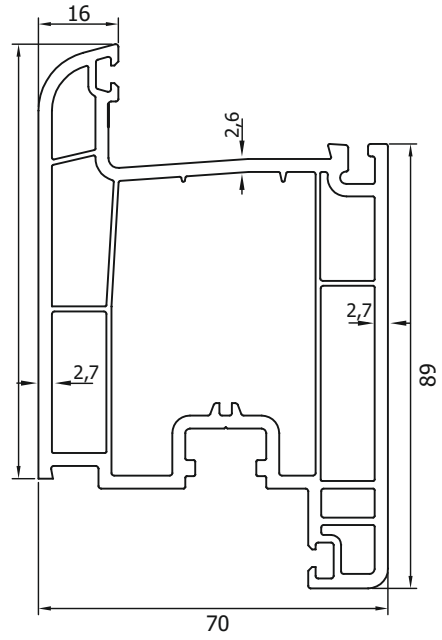
7004 Hareketli Orta Kayıt Profili / *Overhang Profile*
بروفایل مولیون المتحرك

0,990 kg/m



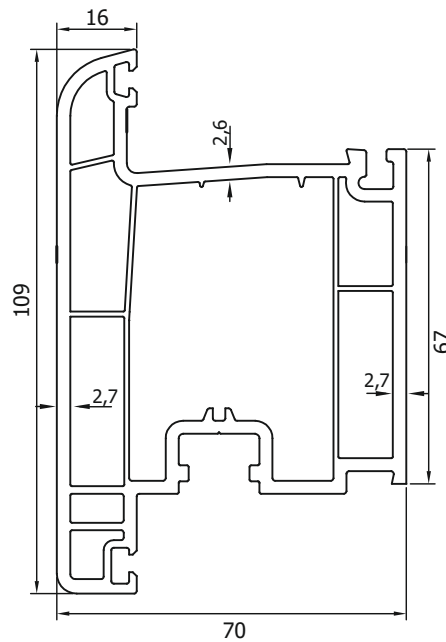
7005 Kapı Kanat Profili / *Door Sash Profile*
بروفایل مصراع الباب

1,695 kg/m



7006 Dışa Açılır Kapı Kanat Profili / *Outside Opening Door Sash*
بروفایل مصراع الباب بالفتح الخارجي

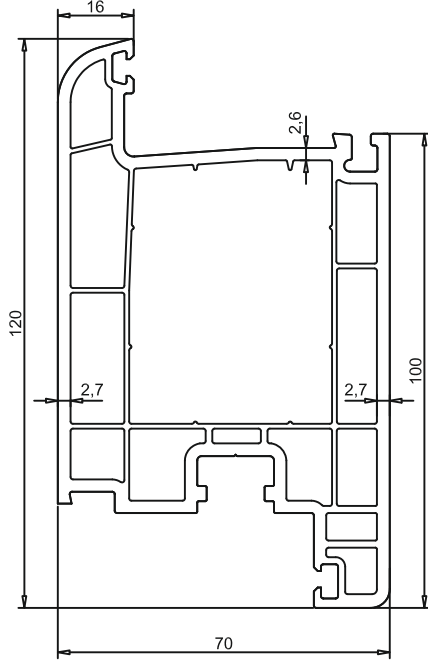
1,730 kg/m



7105 Kapı Kanat Profili / Door Sash Profile

الملف الشخصي وشاح الباب

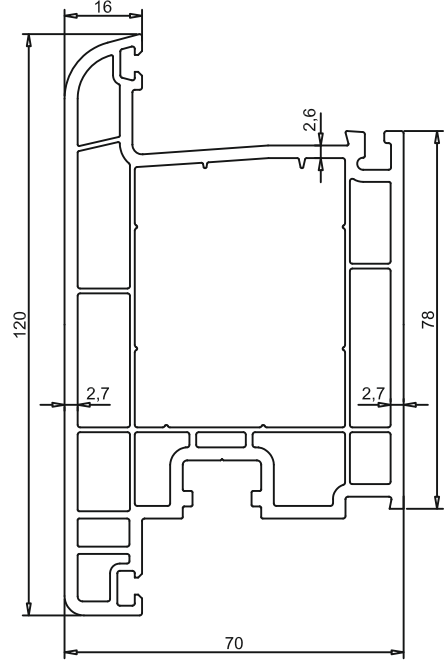
1,975 kg/m



7106 Dışa Açılan Kapı Kanat Profili / Out Opening Door Sash Profile

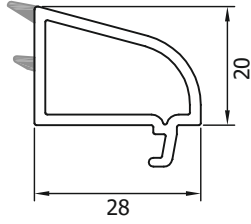
خارج الباب فتح الملف الشخصي وشاح

1,970 kg/m



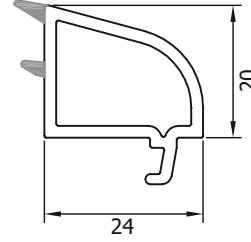
7012 20 mm Çift Cam Çıtası / 20 mm Double Glass Bead
٢٠ ملم بلورات زجاجية مزدوجة

0,210 kg/m



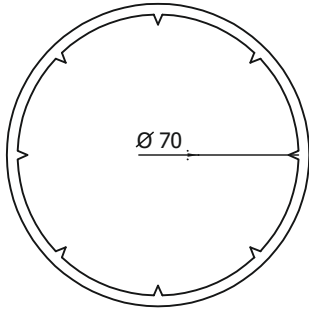
7014 24 mm Çift Cam Çıtası / 24 mm Double Glass Bead
٢٤ ملم بلورات زجاجية مزدوجة

0,215 kg/m



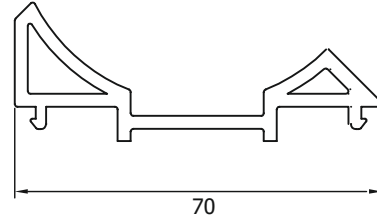
7021 Eksenel Dönüş Borusu / Corner Pipe
أنبوب الدوران المحوري

0,780 kg/m (PVC)



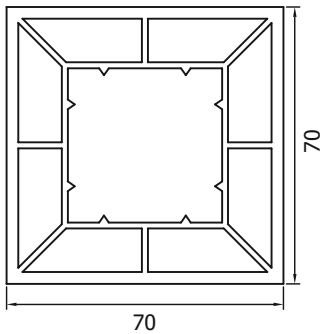
7022 Eksenel Dönüş Adaptörü / Corner Pipe Adapter
محول الدوران المحوري

0,450 kg/m (PVC)



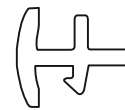
7023 Köşe Dönüşlü Kutu Profili / Corner Box Profile
بروفایل صندوق الزوايا

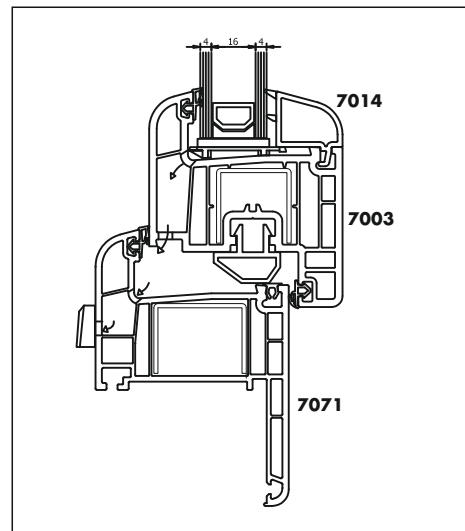
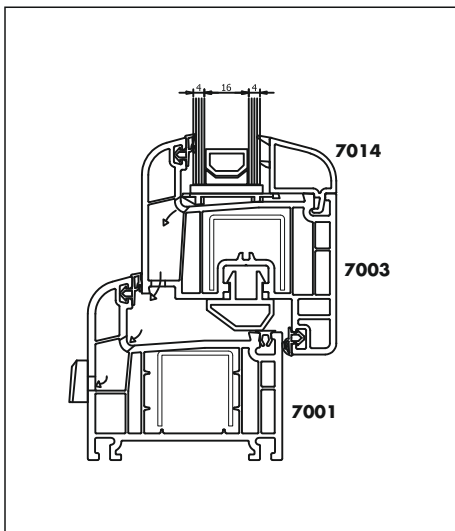
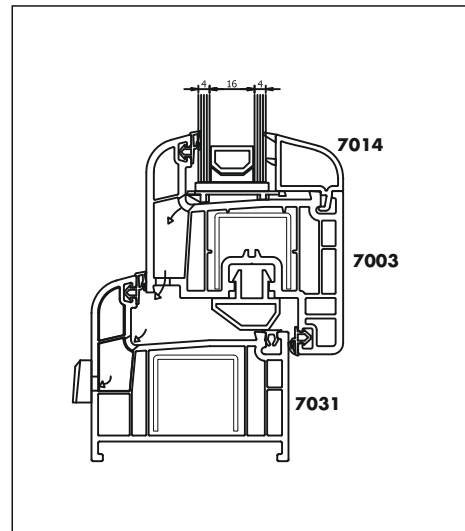
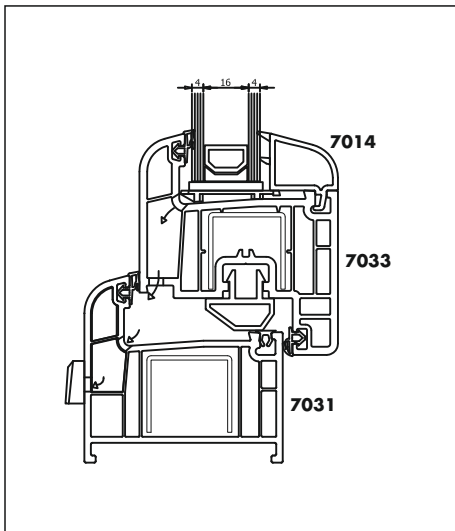
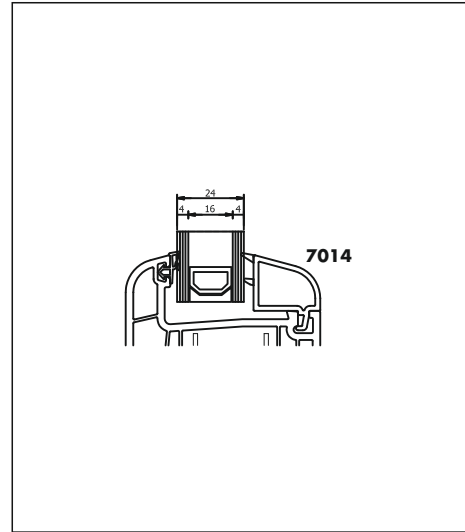
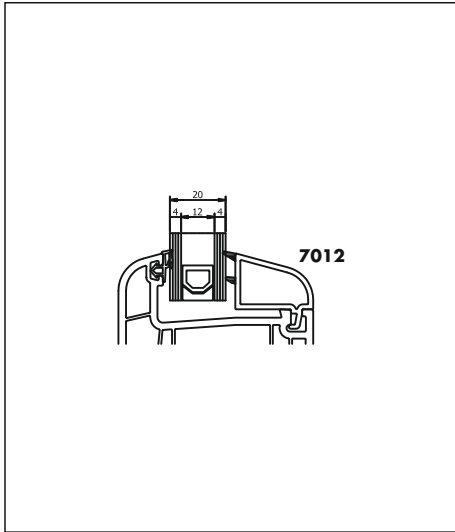
1,500 kg/m (PVC)

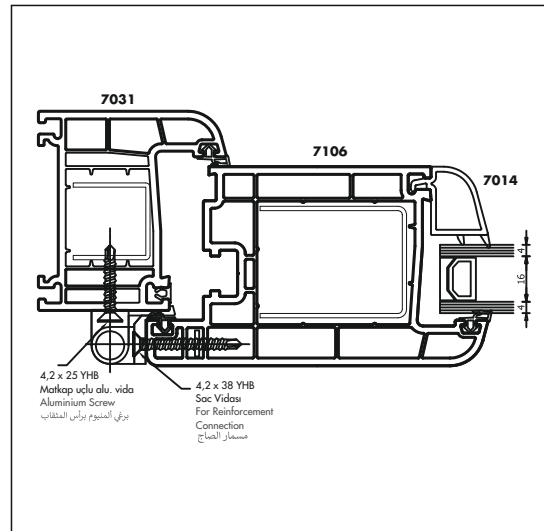
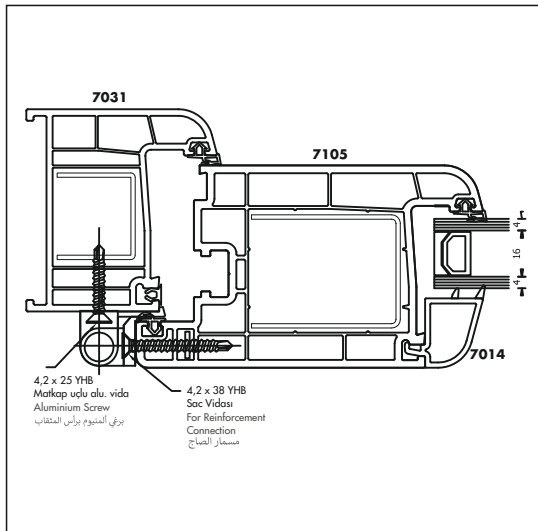
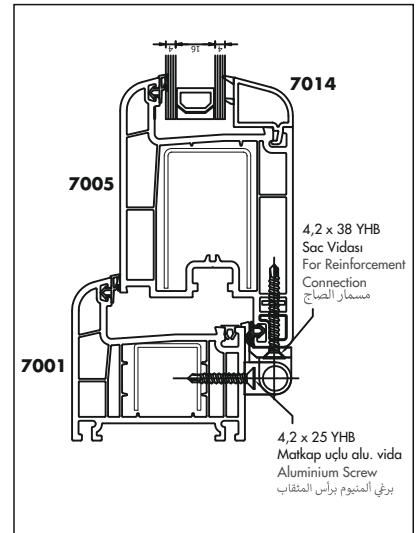
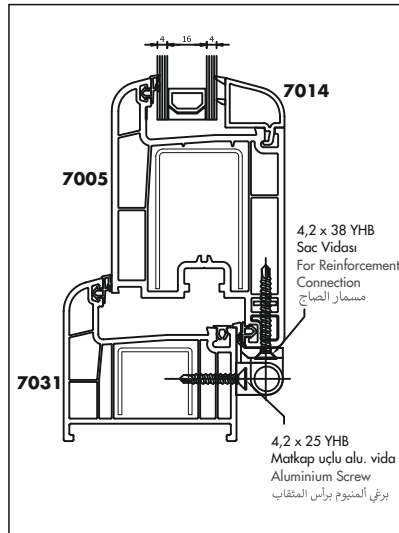
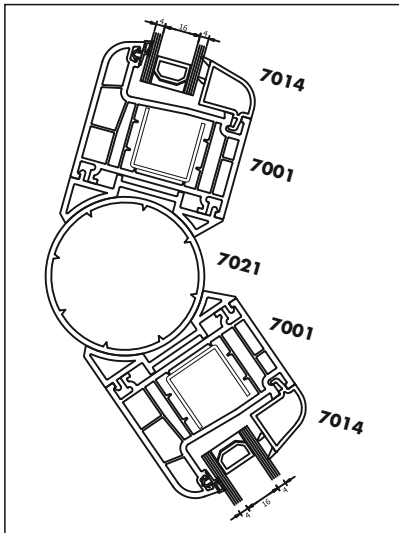
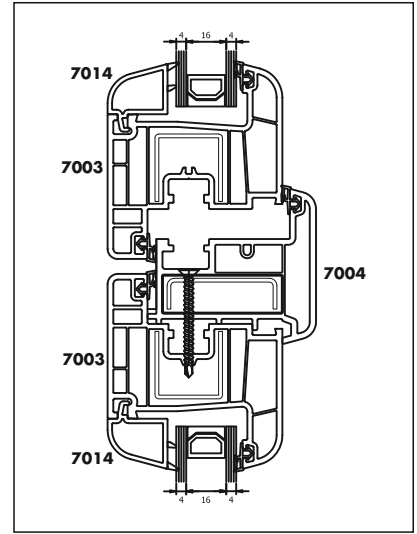
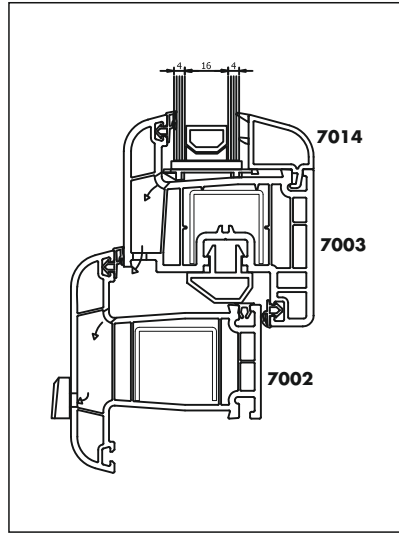
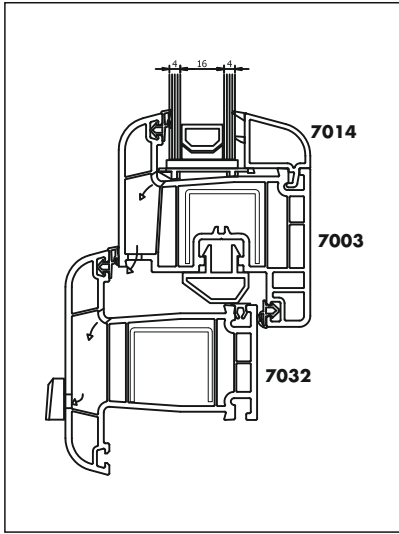


7024 İnce Bağ Profili / Connection Profile
بروفایل التوصيل

0,110 kg/m (PVC)








A large rectangular area with horizontal dashed lines for writing notes. The lines are evenly spaced and cover most of the page's width and height, leaving a small margin at the top and bottom.

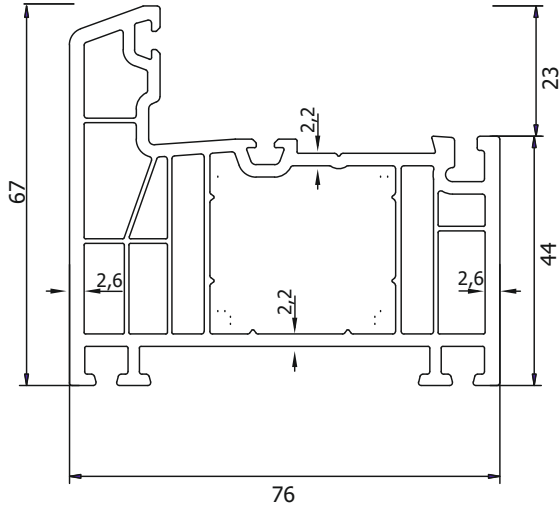
S76



SELECTIVE sistem
SELECTIVE SYSTEM

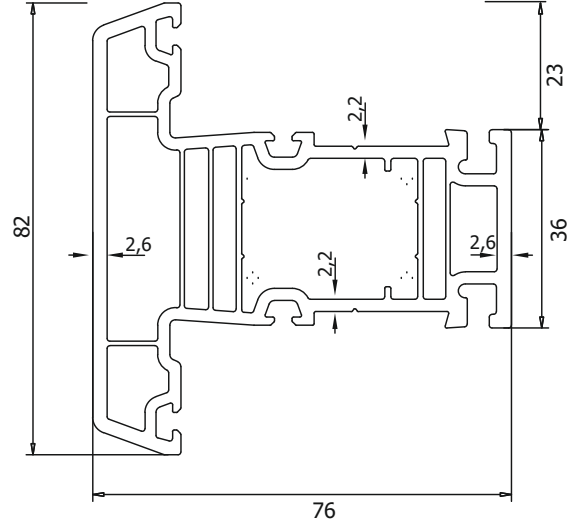
7601 Kasa Profili / Frame Profile / بروفایل الإطار

1,337 kg/m



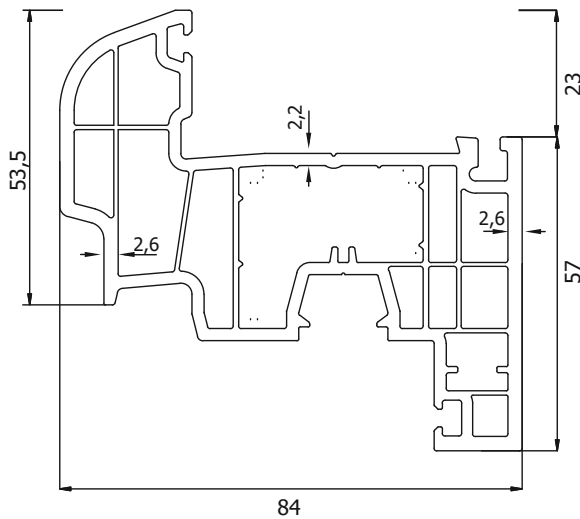
7602 Orta Kayıt / Mullion Profile / بروفایل مولیون

1,410 kg/m



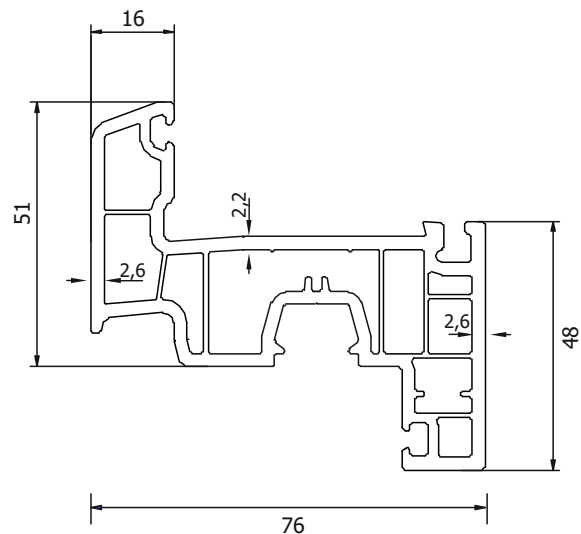
7603 Damlalıklı Kanat Profili / Wide Sash Profile
بروفایل المصراع العریض

1,480 kg/m



7604 Dar Kanat Profili / Tight Sash Profile
بروفایل المصراع الضیق للباب

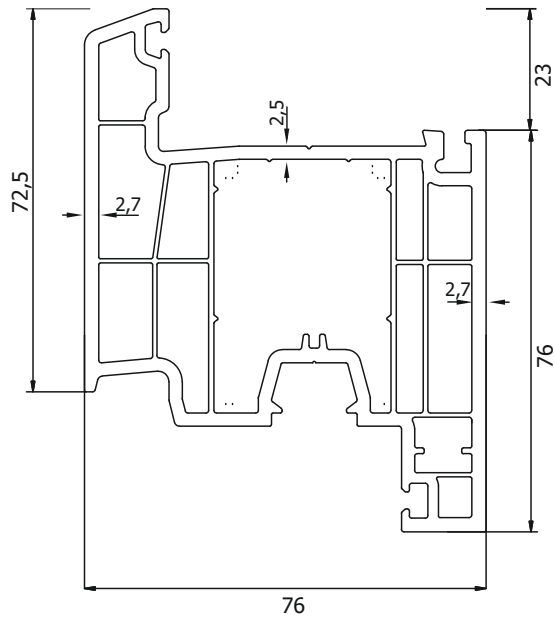
1,334 kg/m



7605 İçe Açılır Kapı Kanat Profili / Inside Opening Door Sash

بروفایل مصراع الباب بالفتح الداخلي

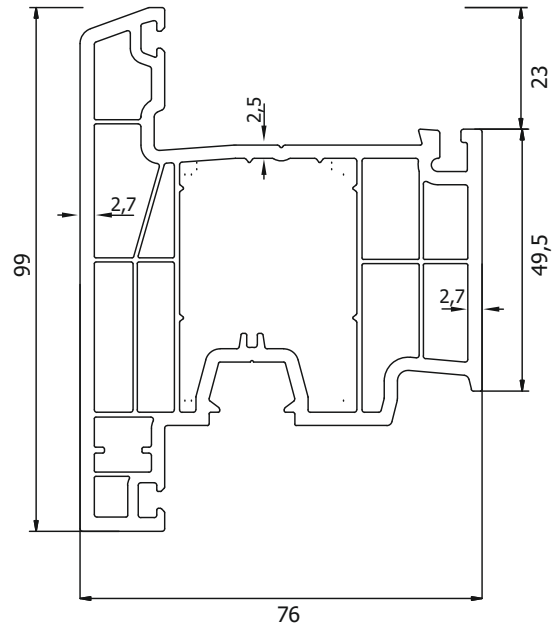
1,762 kg/m



7606 Dışa Açılır Kapı Kanat Profili / Outside Opening Door Sash

بروفایل مصراع الباب بالفتح الخارجي

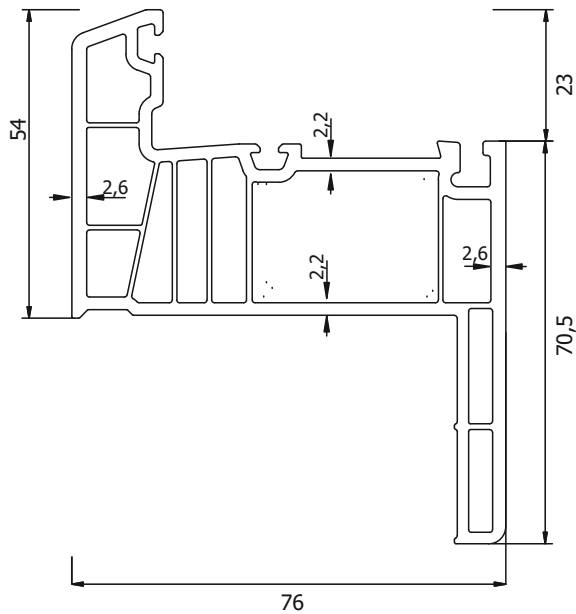
1,760 kg/m



7609 Pervazlı Kasa Profili / Wide Frame Profile

بروفایل الإطار العريض

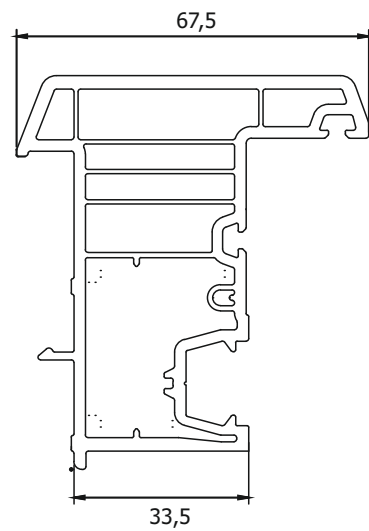
1,375 kg/m



7611 Hareketli Orta Kayıt Profili / Overhang Profile

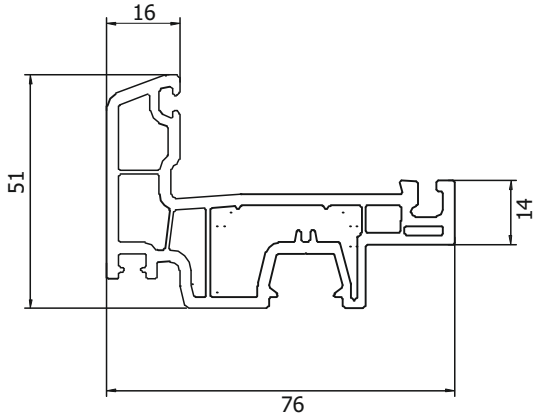
بروفایل موليون المتحرك

1,206 kg/m



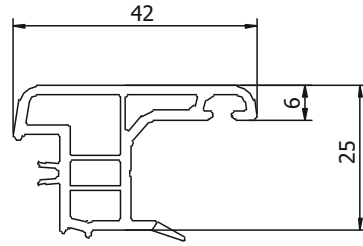
7610 Dar Hareketli Orta Kayıt Profili / Tight Overhang Profile
بروفایل مولیون المتحرك الضيق

1,086 kg/m



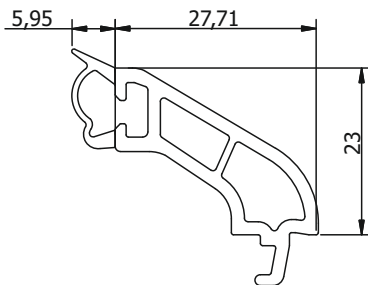
7612 Hareketli Orta Kayıt Profili - Ara Adaptörü / Overhang Profile
بروفایل مولیون المتحرك - المحول الوسيط

0,242 kg/m



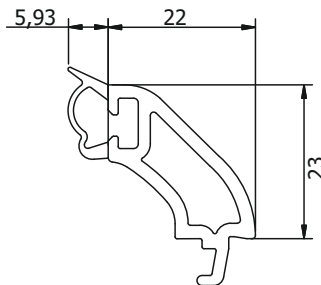
7607 24-26 mm Cam Çıtası
24-26 mm Glass Bead
بلورات زجاجية 24-26 ملم

0,248 kg/m



7608 3'lü Cam Çıtası
Triple Glass Beads
بلورات زجاجية عدد 3

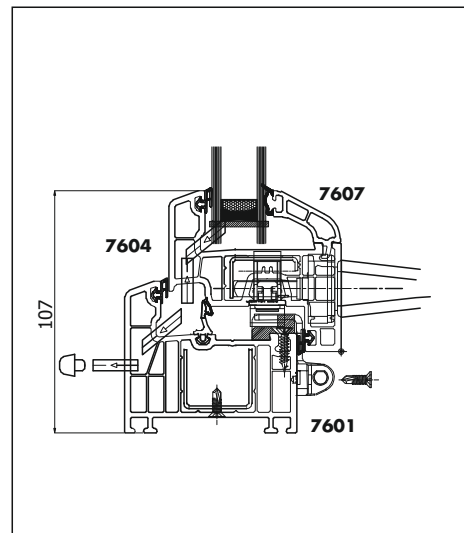
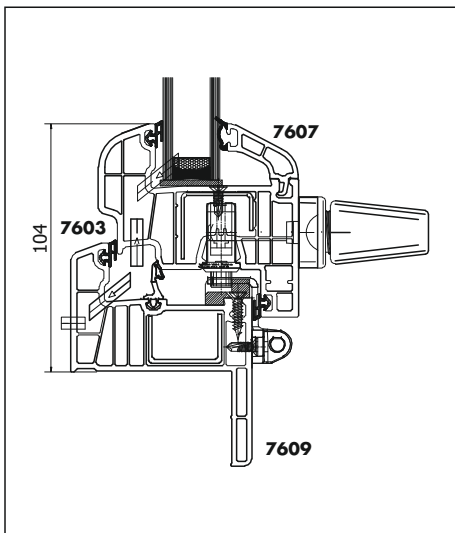
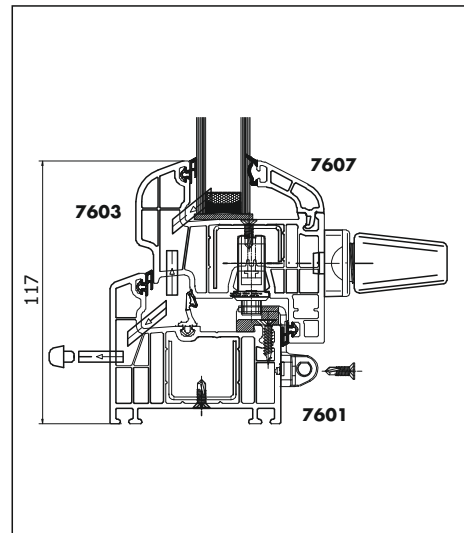
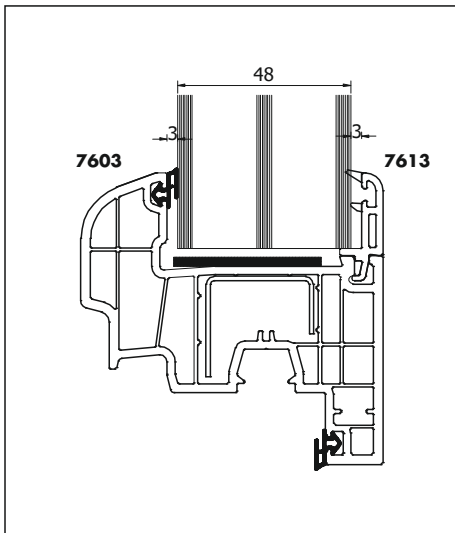
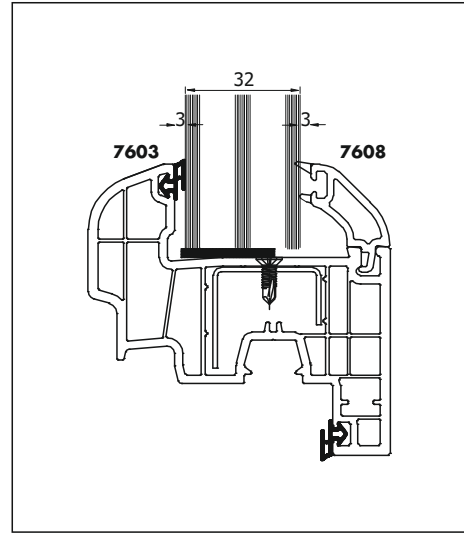
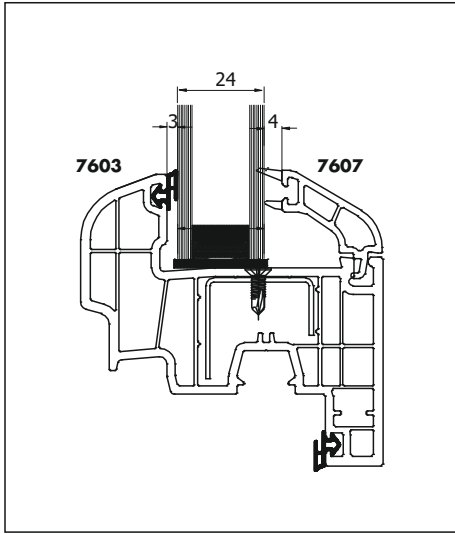
0,238 kg/m

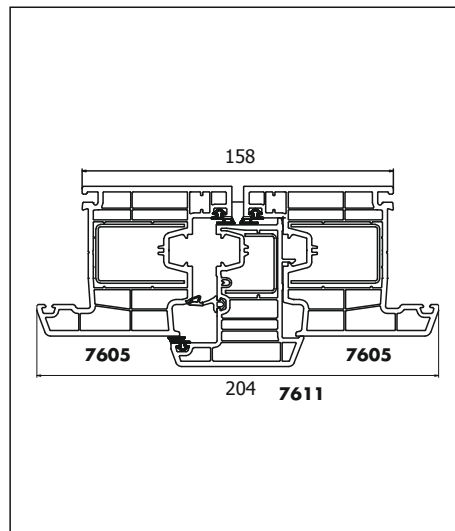
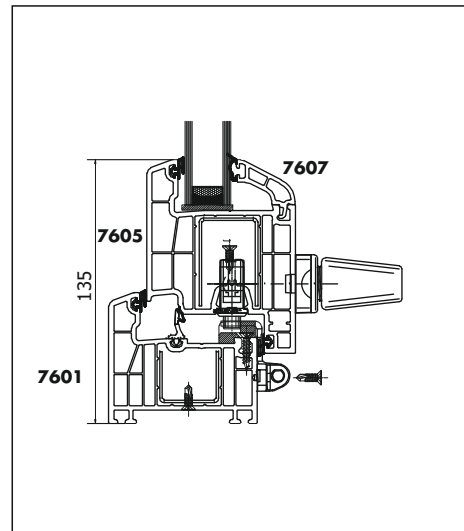
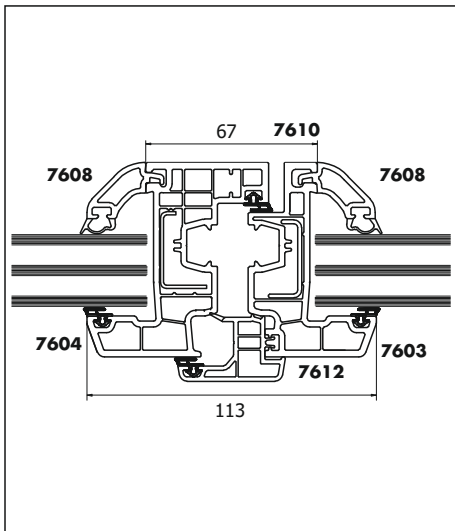
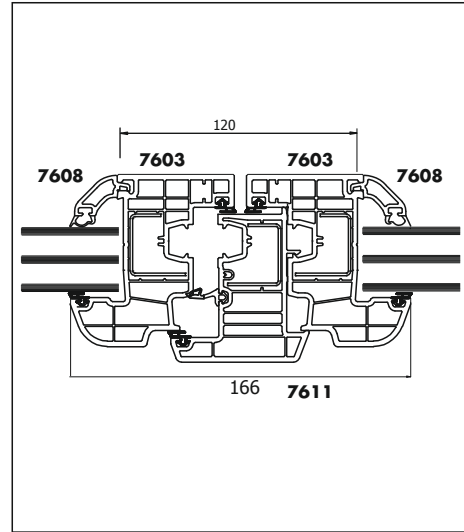
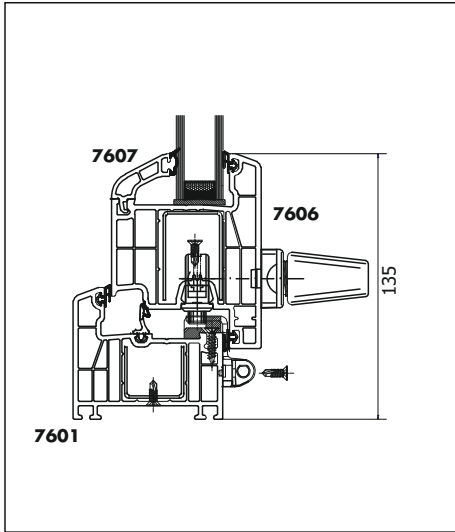


7613 48 mm Cam Çıtası
48 mm Glass Bead
48 ملم بلورات زجاجية

0,178 kg/m







S750

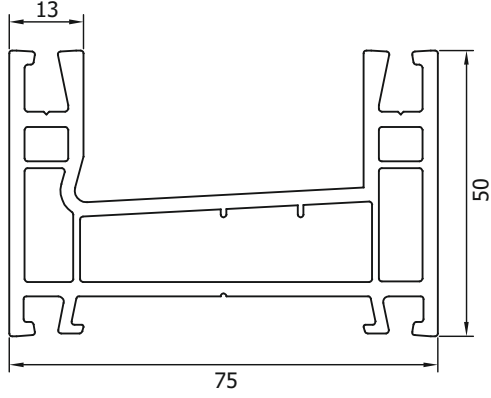


SÜRME SİSTEM
SLIDING SYSTEM

751 Sürme Kasa / Sliding Frame

الإطار الانزلاقي

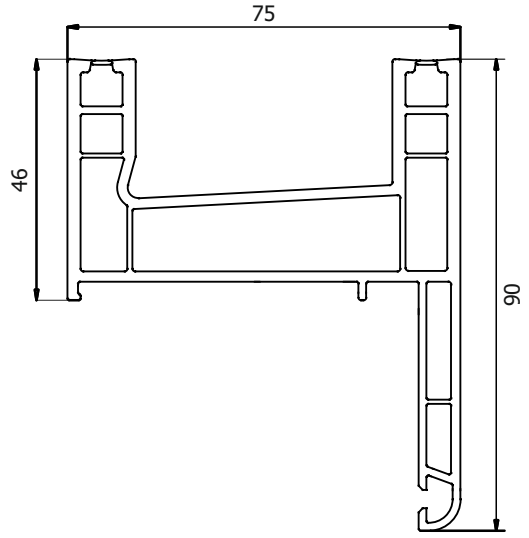
1,265 kg/m



756 Pervazlı Sürme Kasa / Wide Sliding Frame

البروفایل الإنزلاقي العريض

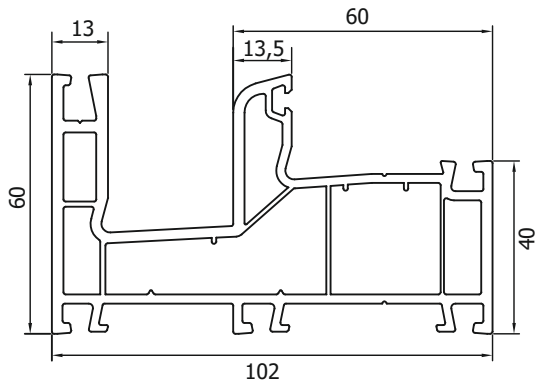
1,170 kg/m



755 Sürme Fiks Kasa / Fix Sliding Frame

الإطار الانزلاقي الثابت

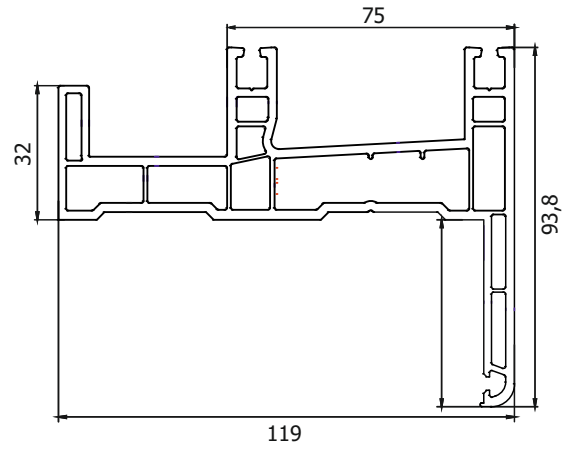
1,575 kg/m



758 Pervazlı Sineklikli Kasa / Sliding Frame

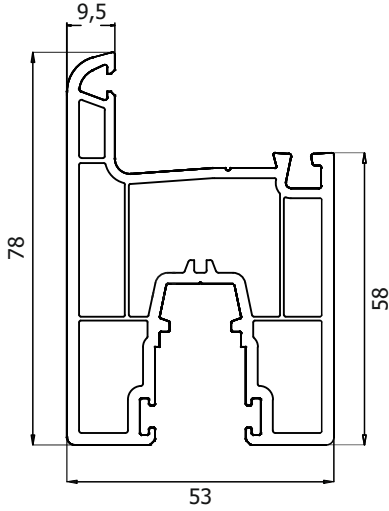
الناموسية الإنزلاقية العريضة

1,860 kg/m



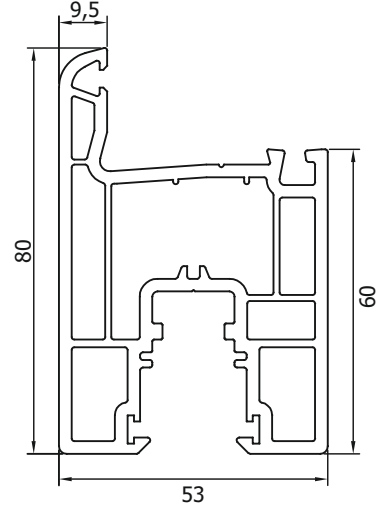
757 Sürme Ekonomik Kanat / Sliding Economic Sash
المصرع الانزلاقي الاقتصادي

1,151 kg/m



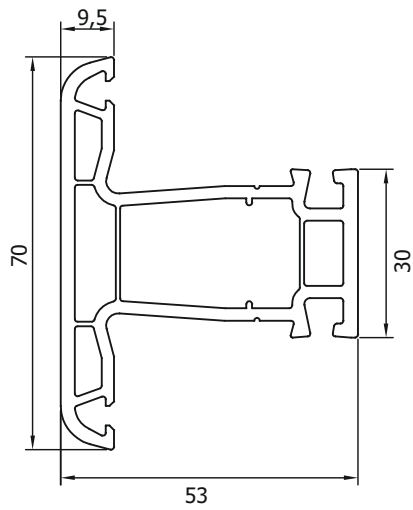
752 Sürme Kanat / Sliding Sash
المصرع الانزلاقي

1,440 kg/m



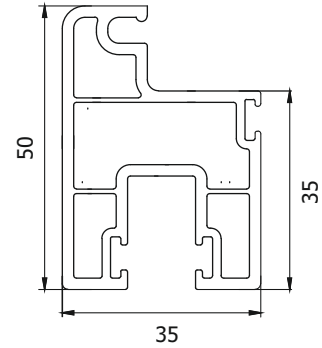
753 Sürme Orta Kayıt / Sliding Mullion
بروفایل مولیون الانزلاقي

0,900 kg/m



759 Sineklik Profili / Sliding Swaffer Sash
بروفایل الناموسية

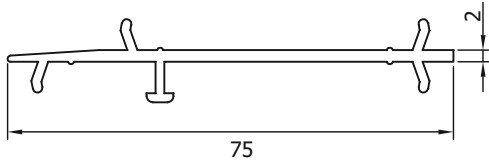
0,638 kg/m



754 Sürme Bağlantı / Sliding Connection

التوصيلات الانزلاقية

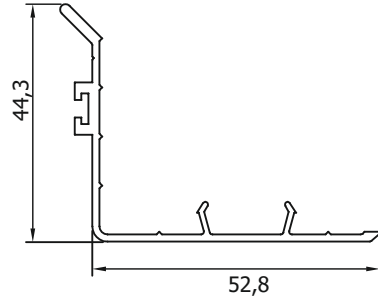
0,525 kg/m (ALU)



6505 Sürme Kenet Profili / Interlock Profile

بروفایل المصراع الانزلاقي

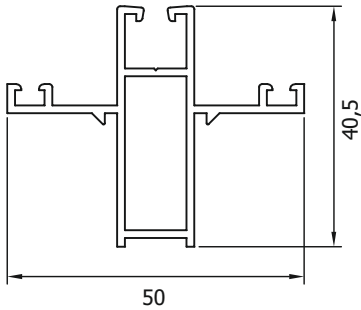
0,455 kg/m (ALU)



6511 Birleşim Adaptörü / Connection Profile

محول التجميع

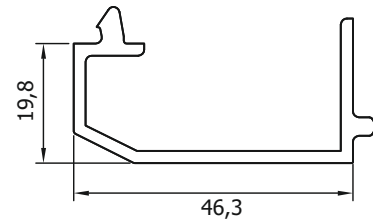
0,600 kg/m (ALU)



6516 Fiks Kasa Kapak Pr. / Sliding Fix Frame Cap

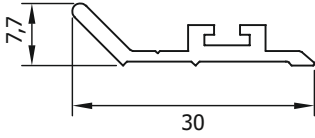
غطاء الإطار الثابت

0,590 kg/m (ALU)



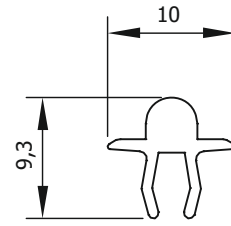
6517 Küçük Kenet Profili / *Small Interlock*
بروفایل المصراع الصغير

0,190 kg/m (ALU)



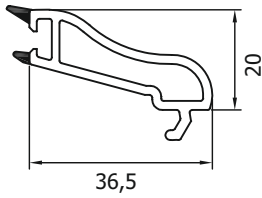
6503 Sürme Ray / *Sliding Rail*
ممرات الانزلاق

0,070 kg/m (ALU)



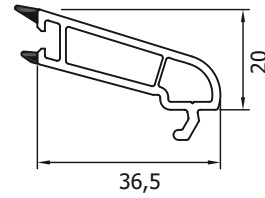
611 (752, 757 ve 753 için) Sürme 4 mm Tek Cam Çıtası
(for 752, 757 and 753) Sliding 4 mm Sliding Glass Bead
بلورات زجاجية فردية انزلاقية 4 ملم ل 753 و 757-752

0,280 kg/m



621 (752, 757 ve 753 için) Sürme 4 mm Tek Cam Çıtası
(for 752, 757 and 753) Sliding 4 mm Sliding Glass Bead
بلورات زجاجية فردية انزلاقية 4 ملم ل 753 و 757-752

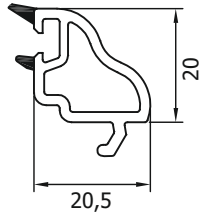
0,250 kg/m



612 (752, 757 ve 753 için) Sürme 17 mm Çift Cam Çıtası
(for 752, 757 and 753) Sliding 17 mm Double Glass Bead
بلورات زجاجية مزدوجة انزلاقية 17 ملم ل 752 و 757-753 و 753

(755 için) Sürme 20 mm Çift Cam Çıtası
(for 755) Sliding 20 mm Double Glass Bead
بلورات زجاجية مزدوجة انزلاقية 20 ملم ل 755

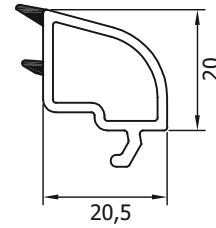
0,200 kg/m



620 (752, 757 ve 753 için) Sürme 17 mm Çift Cam Çıtası
(for 752, 757 and 753) Sliding 17 mm Double Glass Bead
بلورات زجاجية مزدوجة انزلاقية 17 ملم ل 752 و 757-753 و 753

(755 için) Sürme 20 mm Çift Cam Çıtası
(for 755) Sliding 20 mm Double Glass Bead
بلورات زجاجية مزدوجة انزلاقية 20 ملم ل 755

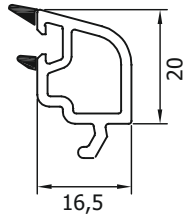
0,180 kg/m



614 (752, 757 ve 753 için) Sürme 20 mm Çift Cam Çıtası
(for 752, 757 and 753) Sliding 20 mm Double Glass Bead
بلورات زجاجية مزدوجة انزلاقية 20 ملم ل 752 و 757-753 و 753

(755 için) Sürme 24 mm Çift Cam Çıtası
(for 755) Sliding 24 mm Double Glass Bead
بلورات زجاجية مزدوجة انزلاقية 24-20 ملم ل 755

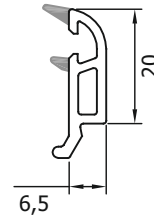
0,210 kg/m

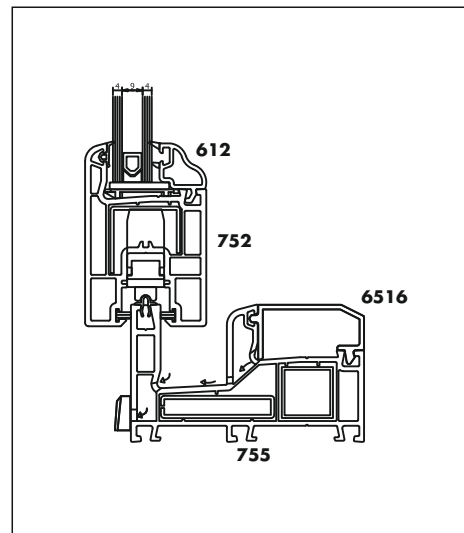
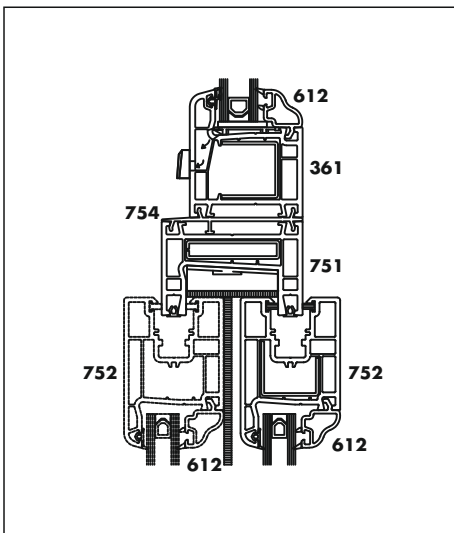
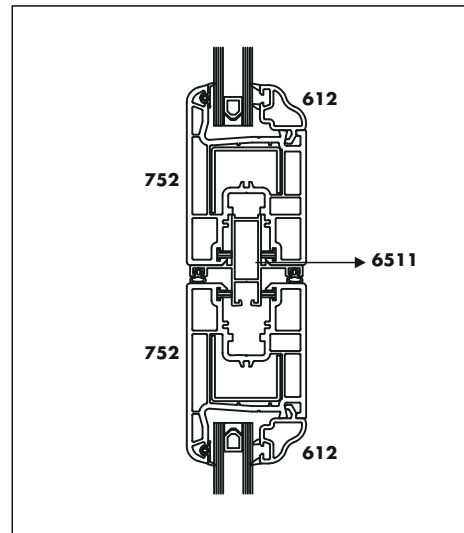
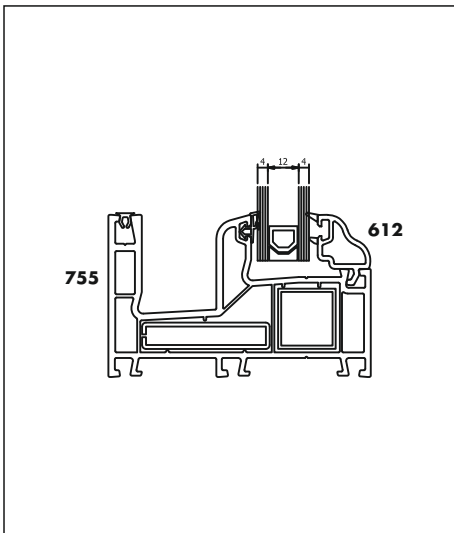
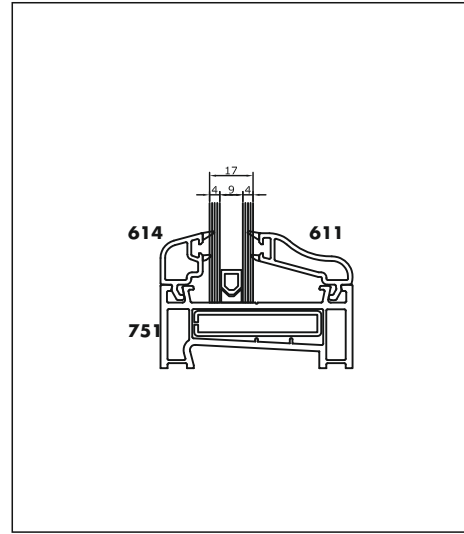
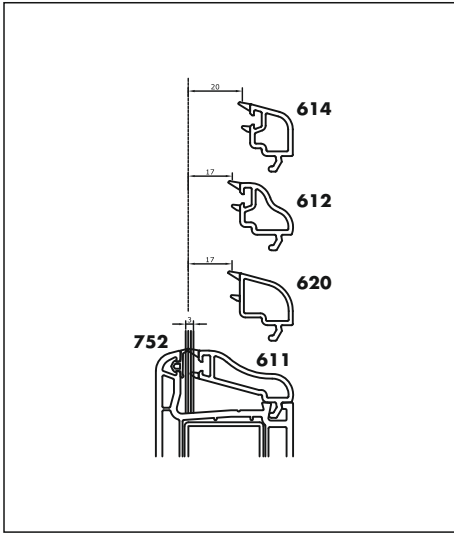


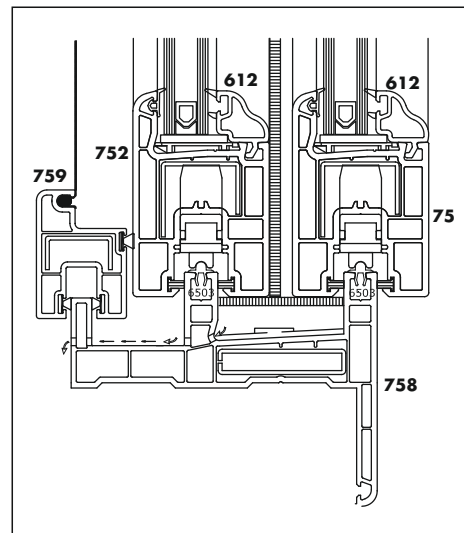
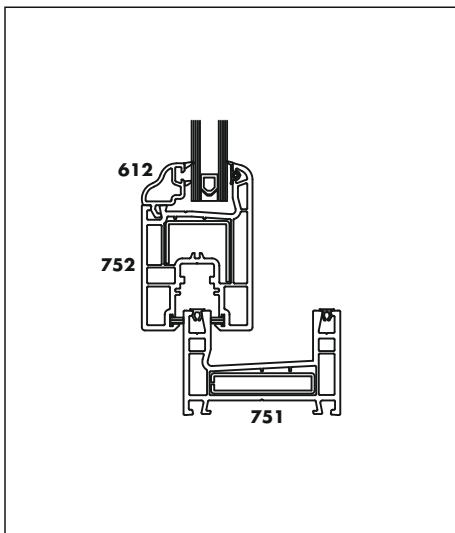
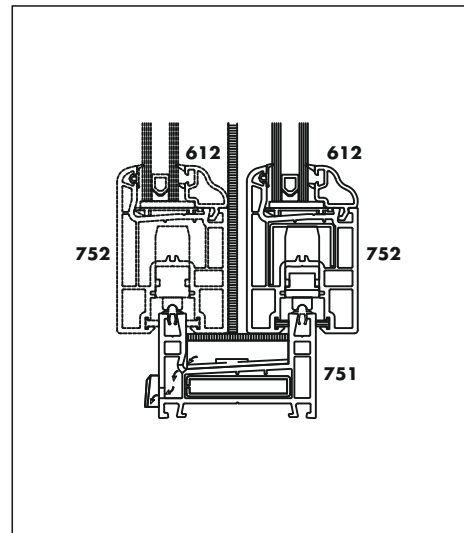
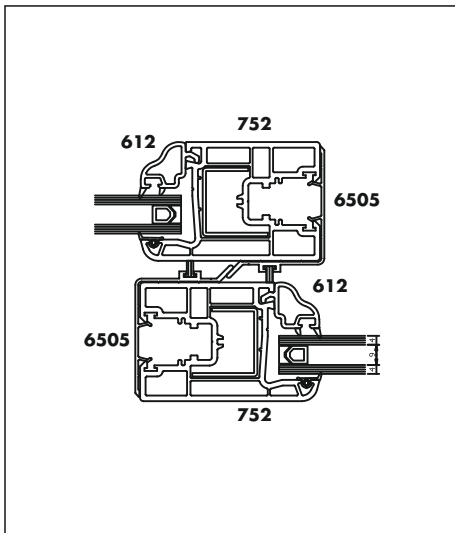
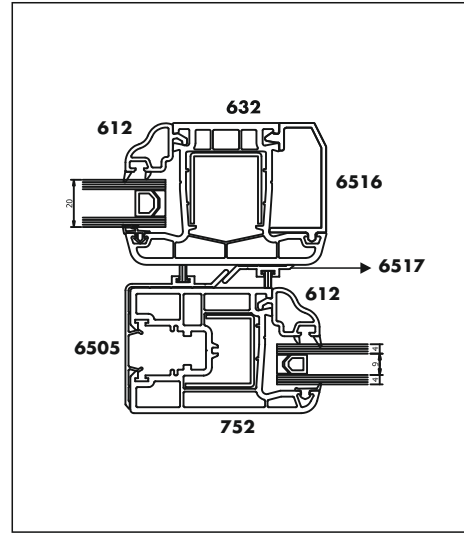
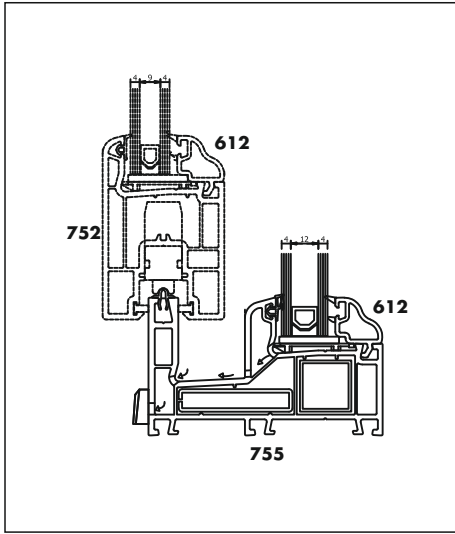
615 (752, 757 ve 753 için) 30 mm Üçlü Cam Çıtası
(for 752, 757 and 753) 30 mm Triple Glass Bead
بلورات زجاجية ثلاثية 30 ملم ل 752، 757 و 753

(755 için) 34 mm Üçlü Cam Çıtası
(for 755) 34 mm Triple Glass Bead
بلورات زجاجية ثلاثية 34 مم ل 755

0,140 kg/m







S790



SİNEKLİKLI SÜRME SERİ
SLIDING SYSTEM WITH FLYSCREEN

5790

SiNEKLikLi SÜRME SERi / SLIDING SYSTEM WITH FLYSCREEN / السلسلة الانزلاقية بالناموسية

ANA PROFİLLER

MAIN PROFILES

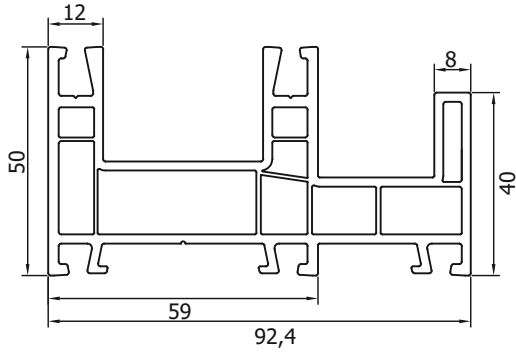
أنواع البروفایل الرئيسیة

SARAY®

791 Sürme Sineklikli Kasa / 3 Track Sliding Frame Profile

الإطار الإنزلاقي بالناموسية

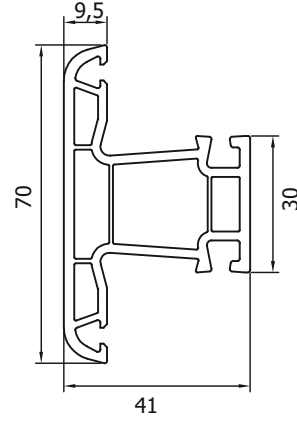
1,340 kg/m



792 Sürme Orta Kayıt / Sliding Mullion

بروفایل مولیون الانزلاقي

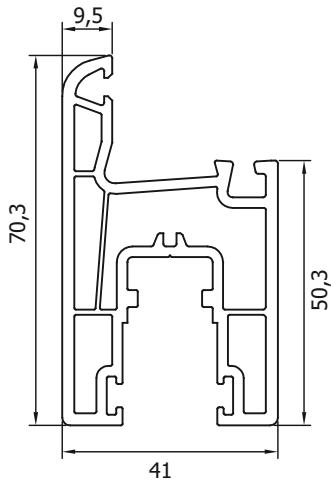
0,735 kg/m



793 Sürme Kanat / Sliding Sash Profile

المصراع الانزلاقي

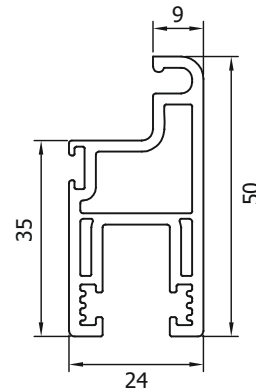
0,960 kg/m



795 Sürme Sineklikli Kanat / Sliding Swaffer Sash Pr.

المصراع الإنزلاقي بالناموسية

0,510 kg/m



5790

SİNEKLİKLİ SÜRME SERİ / SLIDING SYSTEM WITH FLYSCREEN / السلسلة الانزلاقية بالناموسية

ANA PROFİLLER

MAIN PROFILES

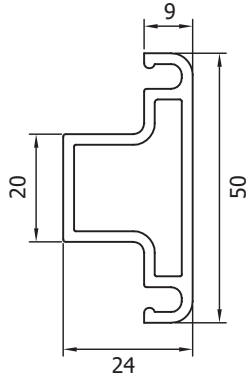
أنواع البروفایل الرئيسية

SARAY®

794 Sürme Sineklikli Orta Kayıt / Sliding Swaffer Mullion Pr.

بروفایل مولیون الانزلاقی بالناموسية

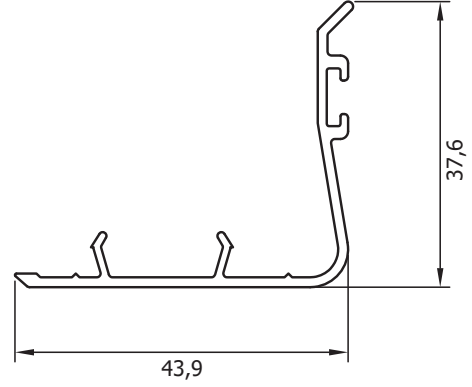
0,369 kg/m



796 Sürme Kanat Kapama (İnterlok) / Interlock Profile

إغلاق المصراع الانزلاقی (إنترلوك)

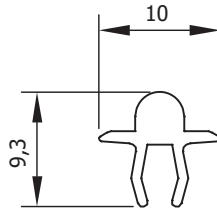
0,350 kg/m (6518 - ALU)



6503 Sürme Ray / Sliding Rail.

ممرات الانزلاق

0,075 kg/m (ALU)



5790

SiNEKLİKLİ SÜRME SERİ / SLIDING SYSTEM WITH FLYSCREEN / السلسلة الانزلاقية بالناموسية

ANA PROFİLLER

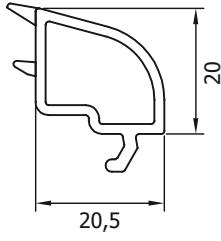
MAIN PROFILES

أنواع البروفایل الرئيسية

SARAY®

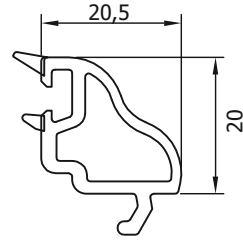
620 Sürme 5 mm Tek Cam Çıtası
Sliding 5 mm Single Glassing Bead Pr.
بلورات زجاجية انزلاقية 5 ملم

0,180 kg/m



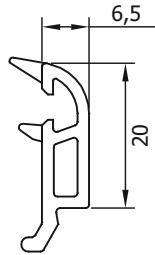
612 Sürme 5mm Tek Cam Çıtası
Sliding 5 mm Single Glassing Bead Pr.
بلورات زجاجية انزلاقية 5 ملم

0,200 kg/m



615 Sürme 20 mm Çift Cam Çıtası
Sliding Double Glassing Bead Pr.
20 ملم بلورات زجاجية مزدوجة انزلاقية

0,140 kg/m



5790

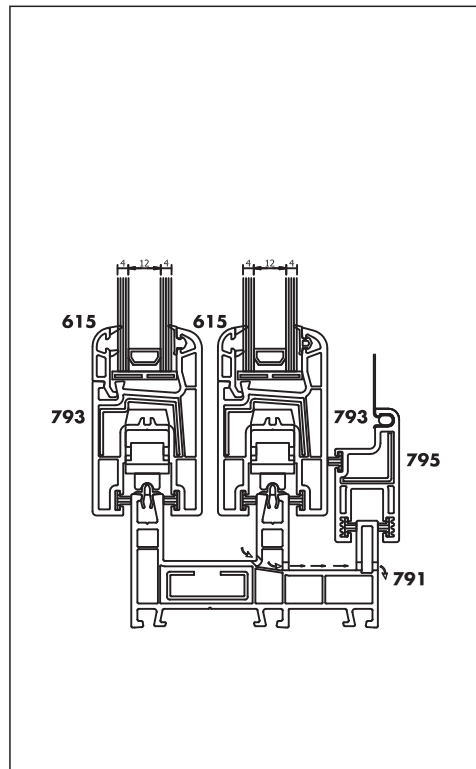
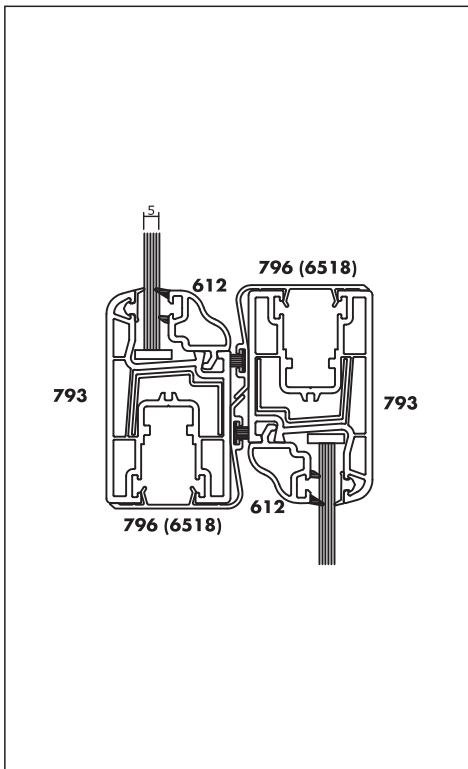
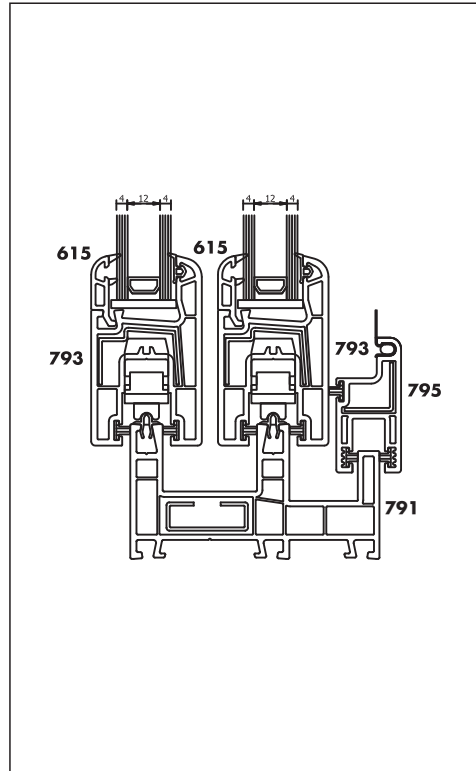
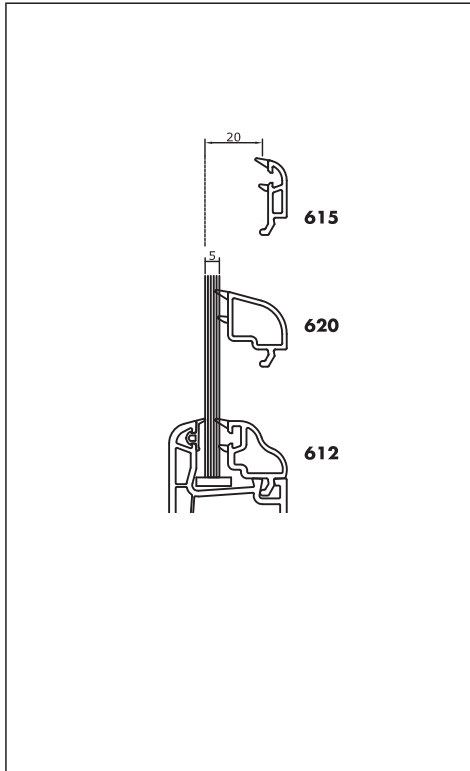
SiNEKLİKLİ SÜRME SERİ / SLIDING SYSTEM WITH FLYSCREEN / السلسلة الانزلاقية بالناموسية







ANA PROFİLLER


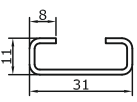

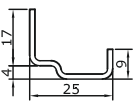


MAIN PROFILES

أنواع البروفایل الرئيسیة

SARAY®



Kod Code الرمز	Profiller Profiles البروفایل	Şekli Drawings الشكل	Et Kalınlığı Wall Thickness السّمك	B. Ağırlığı (kg/m) Brut Weight (kg/m) الوزن الإجمالي (كجم / م)
SD-01	631 - 632 633 - 703		1,25 mm	0,830 kg/m
SD-02			1,55 mm	0,995 kg/m
SD-03			2,00 mm	1,325 kg/m
SD-04	631		1,25 mm	1,080 kg/m
SD-05			1,55 mm	1,340 kg/m
SD-06			2,00 mm	1,725 kg/m
SD-07	604		1,25 mm	0,575 kg/m
SD-08			1,55 mm	0,715 kg/m
SD-09			2,00 mm	0,920 kg/m
SD-10	605 - 606		1,25 mm	1,590 kg/m
SD-11			1,55 mm	1,970 kg/m
SD-12			2,00 mm	2,545 kg/m
SD-16	661		1,25 mm	0,625 kg/m
SD-17			1,55 mm	0,775 kg/m
SD-18			2,00 mm	0,995 kg/m
SD-19	752		1,25 mm	0,725 kg/m
SD-20			1,55 mm	0,895 kg/m
SD-21			2,00 mm	1,555 kg/m
SD-22	751 - 755 756		1,25 mm	1,060 kg/m
SD-23			1,55 mm	1,315 kg/m
SD-24			2,00 mm	1,695 kg/m
SD-26	7001 - 7002 - 7003 7031 - 7032 - 7033		1,25 mm	0,790 kg/m
SD-27			1,55 mm	0,980 kg/m
SD-28			2,00 mm	1,265 kg/m
SD-29	7004		1,25 mm	0,605 kg/m
SD-30			1,55 mm	0,750 kg/m
SD-31			2,00 mm	0,970 kg/m

Kod Code الرمز	Profiller Profiles البروفایل	Şekli Drawings الشكل	Et Kalınlığı Wall Thickness السمك	B. Ağırlığı (kg/m) Brut Weight (kg/m) الوزن الإجمالي (كجم / م)
SD-32	7005 - 7006		1,25 mm	1,405 kg/m
SD-33			1,55 mm	1,745 kg/m
SD-34			2,00 mm	2,250 kg/m
SD-35	755		1,25 mm	0,800 kg/m
SD-36			1,55 mm	0,995 kg/m
SD-37			2,00 mm	1,280 kg/m
SD-38	753		1,25 mm	0,655 kg/m
SD-39			1,55 mm	0,810 kg/m
SD-40			2,00 mm	1,045 kg/m
SD-41	607		1,25 mm	1,335 kg/m
SD-42			1,55 mm	1,600 kg/m
SD-43			2,00 mm	2,137 kg/m
SD-44	7071 - 671		1,25 mm	0,805 kg/m
SD-45			1,55 mm	0,998 kg/m
SD-46			2,00 mm	1,287 kg/m
SD-47	791		1,25 mm	0,677 kg/m
SD-48			1,55 mm	0,840 kg/m
SD-49			2,00 mm	1,083 kg/m
SD-50	792		1,25 mm	0,442 kg/m
SD-51			1,55 mm	0,547 kg/m
SD-52			2,00 mm	0,707 kg/m
SD-53	793		1,25 mm	0,510 kg/m
SD-54			1,55 mm	0,633 kg/m
SD-55			2,00 mm	0,816 kg/m
SD-56	794		1,25 mm	0,412 kg/m
SD-57			1,55 mm	0,511 kg/m
SD-58			2,00 mm	0,659 kg/m
SD-59	795		1,25 mm	0,314 kg/m
SD-60			1,55 mm	0,389 kg/m
SD-61			2,00 mm	0,502 kg/m
SD-62	757		1,25 mm	0,731 kg/m
SD-63			1,55 mm	0,907 kg/m
SD-64			2,00 mm	1,170 kg/m




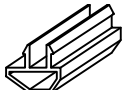
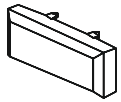

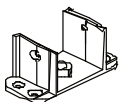
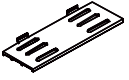
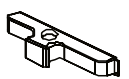
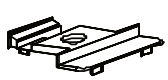

TÜM SERİLER İÇİN DESTEK SAÇLARI

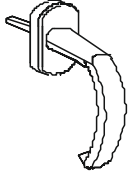

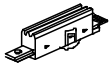
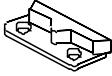









SUPPORTING PROFILES

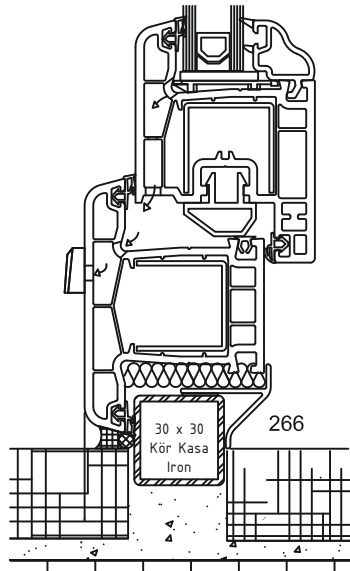
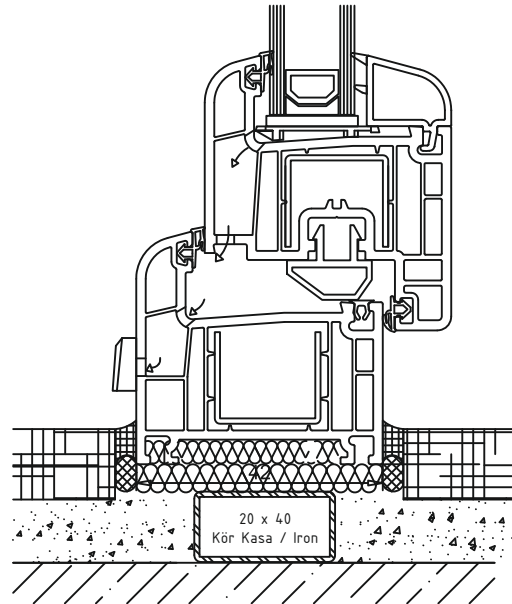
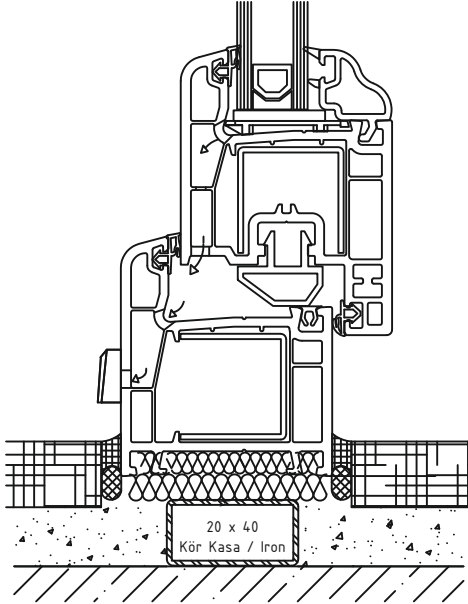
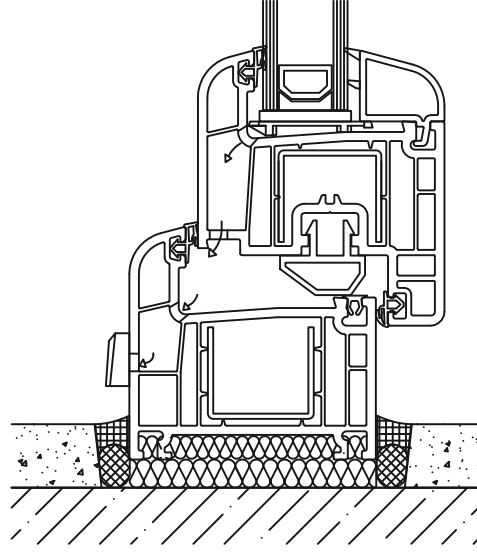
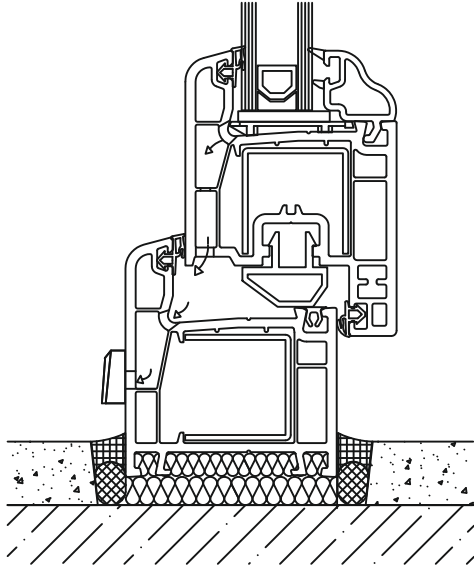
صاج الدعم لجميع السلاسل

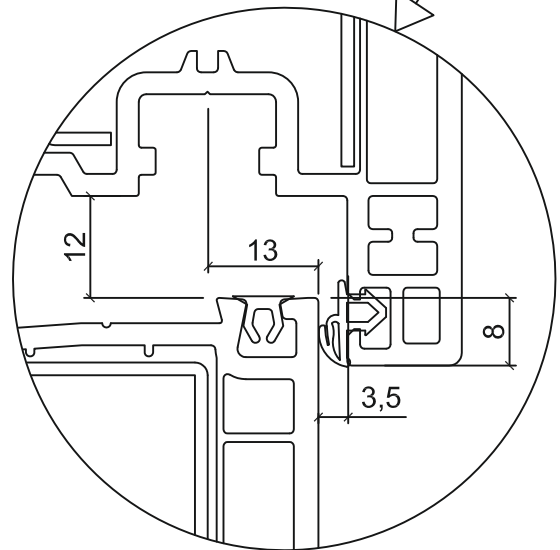
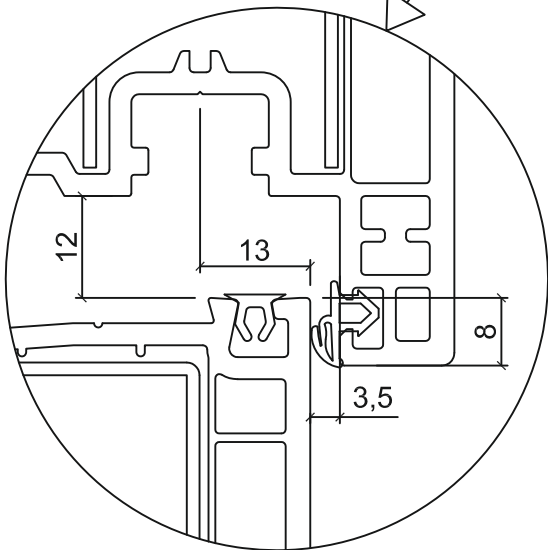
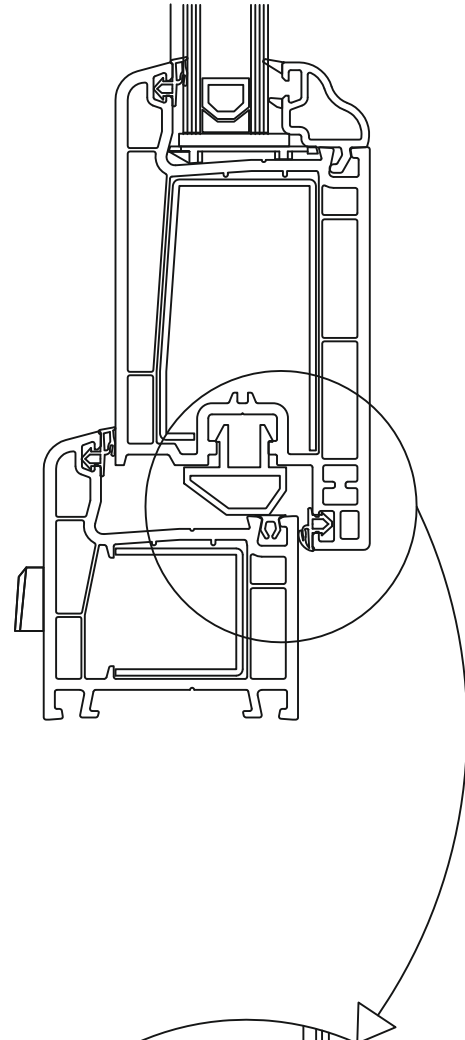
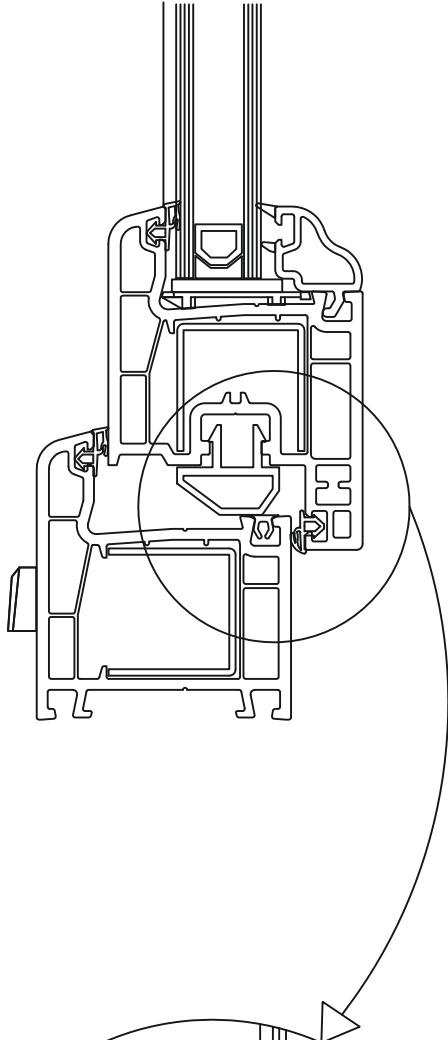
SARAY®

Kod Code الرمز	Profiller Profiles البروفایل	Şekli Drawings الشكل	Et Kalınlığı Wall Thickness السماك	B. Ağırlığı (kg/m) Brut Weight (kg/m) الوزن الإجمالي (كجم / م)
SD-65	7601		1,25 mm	0,730 kg/m
SD-66			1,55 mm	0,900 kg/m
SD-67			2,00 mm	1,200 kg/m
SD-68	7602		1,25 mm	0,710 kg/m
SD-69			1,55 mm	0,870 kg/m
SD-70			2,00 mm	1,170 kg/m
SD-71	7603 - 7611		1,25 mm	0,620 kg/m
SD-72			1,55 mm	0,770 kg/m
SD-73			2,00 mm	1,025 kg/m
SD-74	7604 - 7610		1,25 mm	0,485 kg/m
SD-75			1,55 mm	0,590 kg/m
SD-76			2,00 mm	0,795 kg/m
SD-77	7605 - 7606		1,25 mm	1,075 kg/m
SD-78			1,55 mm	1,345 kg/m
SD-79			2,00 mm	1,790 kg/m
SD-80	7609		1,25 mm	0,615 kg/m
SD-81			1,55 mm	0,760 kg/m
SD-82			2,00 mm	1,010 kg/m
SD-25	Menteşe Wing Support المفصلة		1,55 mm	0,080 kg/m

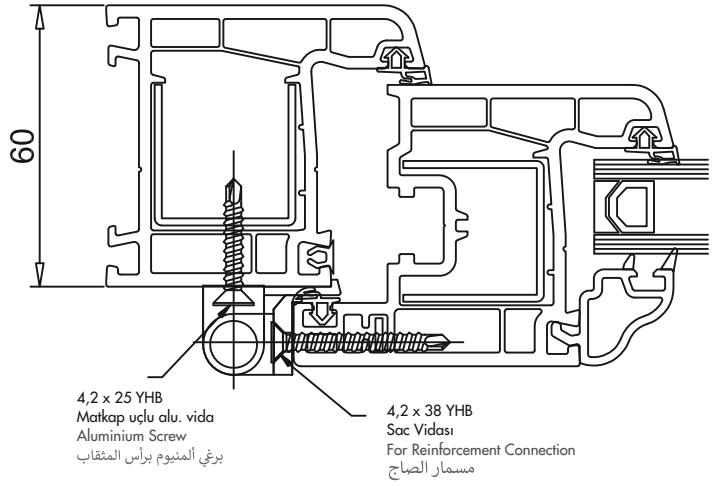
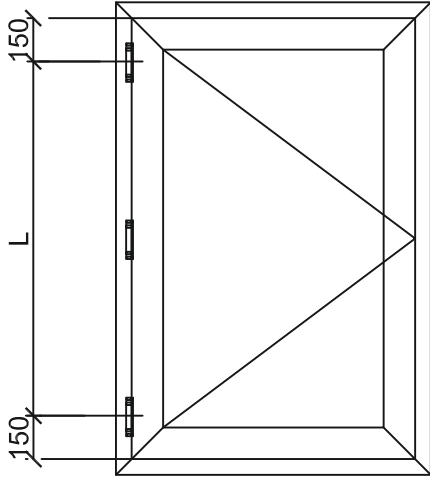
Aksesuar Resmi Picture صورة الأكسسوار	Aksesuar Kodu Code رمز الأكسسوار	Aksesuarın Adı Name اسم الأكسسوار	Paket Miktarı Package Qnt. كمية العبوة	
	SA-01	EPDM Kasa Kanat Contası Gasket for Frame and Sash حشية الإطار والمصراع	330 m / koli 330 m / package ٣٣٠ م عبوة	
	SA-02	EPDM Cam Contası Gasket حشية الزجاج	310 m / koli 310 m / package عبوة ١	
	SA-03	Kanal Kapama Profili PVC Channel Closing بروفایل إغلاق القناة	300 m / koli 300 m / package ٣٠٠ م/عبوة	
	SA-03			Kahve / Brown قهوة
	SA-04	Kanat Kaldırma Takozu Sash Support Piece إسفین رفع المصراع	1000 ad / koli 1000 pcs / package ١٠٠٠ عدد/عبوة	
	SA-04			Kahve / Brown قهوة
	SA-05	Su Tahliye Tapası Water Exit Cap سدادة تصريف المياه	2000 ad / koli 2000 pcs / package ٢٠٠٠ عدد عبوة	
	SA-05			Kahve / Brown قهوة
	SA-06	Montaj Tapası Assemble Cap غطاء التجميع	2000 ad / koli 2000 pcs / package ٢٠٠٠ عدد عبوة	
	SA-06			Kahve / Brown قهوة
	SA-07	S60 Geniş Orta Kayıt Bağlantı Elemanı (632-362) Mullion Connection / موصل بروفایل موليون العريض	100 ad / koli 100 pcs / package ١٠٠ عدد/عبوة	
	SA-08			S60 Dar Orta Kayıt Bağlantı Elemanı (602-652) Mullion Connection / موصل بروفایل موليون الضيق
	SA-09	Cam Takozu Glass Support Piece إسفین الزجاج	1000 ad / koli 1000 pcs / package ١٠٠٠ عدد/عبوة	
	SA-10	Zamak Karşılık Closing Adapter محول الإغلاق	1000 ad / koli 1000 pcs / package ١٠٠٠ عدد/عبوة	
	SA-11	S60 Hareketli Orta Kayıt Adaptörü Overhang Adapter محول بروفایل موليون المتحرك	40 ad / koli 40 pcs / package ٤٠ عدد/عبوة 20 sağ - 20 sol 20 left - 20 right ٢٠ يمين-٢٠ يسار	
	SA-11			Kahve / Brown قهوة
	SA-12	Pencere Menteşe Hinge for Window مفصلة النافذة	50 ad / koli 50 pcs / package ٥٠ عدد/عبوة	
	SA-12			Kahve / Brown قهوة
	SA-13			Kapı Menteşesi Hinge for Door مفصلة الباب
SA-13	Kahve / Brown قهوة			

Aksesuar Resmi Picture صورة الأكسسوار	Aksesuar Kodu Code رمز الأكسسوار	Aksesuarın Adı Name اسم الأكسسوار	Paket Miktarı Package Qnt. كمية العبوة
	SA-14 G	Alüminyum Pencere Kolu Aluminium Window Handle	100 ad / koli 100 pcs / package ١٠٠ عدد/عبوة
	SA-14 G Kahve/Brown قهوة	Alüminyum Pencere Kolu Aluminium Window Handle	100 ad / koli 100 pcs / package ١٠٠ عدد/عبوة
	SA-14 B	Alüminyum Kapı Kolu Aluminium Door Handle	30 ad / koli 30 pcs / package ٣٠ عدد/عبوة
	SA-14 B Kahve/Brown قهوة	Alüminyum Kapı Kolu Aluminium Door Handle	30 ad / koli 30 pcs / package ٣٠ عدد/عبوة
	SA-15	Plastik Kol Plastic Handle	200 ad / koli 200 pcs / package ٢٠٠ عدد/عبوة
SA-15 Kahve/Brown قهوة	Plastik Kol Plastic Handle	200 ad / koli 200 pcs / package ٢٠٠ عدد/عبوة	
	SA-17	Kıl Fıtil Brush for Sliding System	800 m / koli 800 m / package ٨٠٠ م/عبوة
	SA-18 / 1	Pencere Sürme Makara Roller for Sliding Window	250 ad/ koli 250 pcs / package ٢٥٠ عدد/عبوة
	SA-18 / 2	Kapı Sürme Makara Roller for Sliding Door	100 ad/ koli 100 pcs / package ١٠٠ عدد/عبوة
	SA-20	Hareketli Orta Kayıt Zamak Karşılığı Closing Adapter for Overhang	1000 ad/ koli 1000 pcs / package ١٠٠٠ عدد/عبوة
	SA-23	Sürme Orta Kayıt Bağlantı Mullion Connection for Sliding Systems	100 ad/ koli 100 pcs / package ١٠٠ عدد/عبوة
	SA-24	Sızdırmazlık Sliding Isolation Piece	100 ad/ koli 100 pcs / package ١٠٠ عدد/عبوة
	SA-25	S70 Orta Kayıt Bağlantısı Mullion Connection for S70	100 ad/ koli 100 pcs / package ١٠٠ عدد/عبوة
	SA-26	S70 Cam Takozu Glass Support Piece for S70	1000 ad/ koli 1000 pcs / package ١٠٠٠ عدد/عبوة
	SA-27	S70 Hareketli Orta Kayıt Adaptörü Adapter for Overhang S70	40 ad/ koli 40 pcs / package ٤٠ عدد/عبوة
	SA-27 Kahve/Brown قهوة	S70 Hareketli Orta Kayıt Adaptörü Adapter for Overhang S70	40 ad/ koli 40 pcs / package ٤٠ عدد/عبوة
	SA-28	Orta Kayıt Bağ. Elemanı (76 mm) Mullion Connection for S76	100 ad/ koli 100 pcs / package ١٠٠ عدد/عبوة
	SA-29	S76 Hareketli Orta Kayıt Adaptörü Adapter for Overhang S76	40 ad/ koli 40 pcs / package ٤٠ عدد/عبوة
	SA-30	S76 Hareketli Orta Kayıt Tapası Cap for Overhang S76	400 ad/ koli 400 pcs / package ٤٠٠ عدد/عبوة
	SA-32	S76 EPDM Orta Conta EPDM Middle Gasket for S76	250 mt / koli 250 mt / package ٢٥٠ م/عبوة

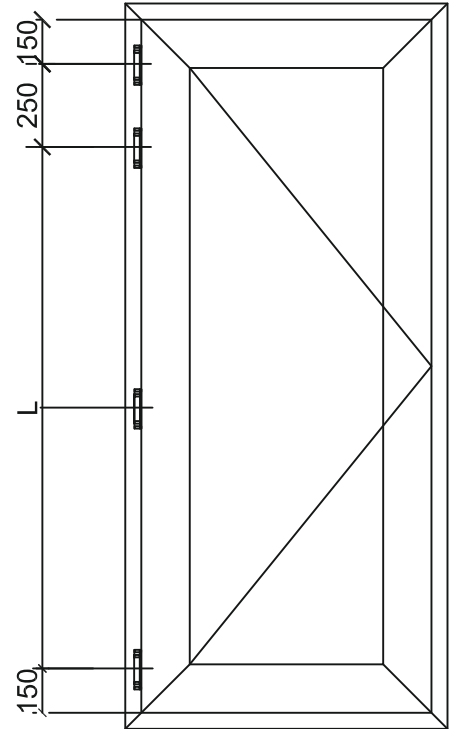
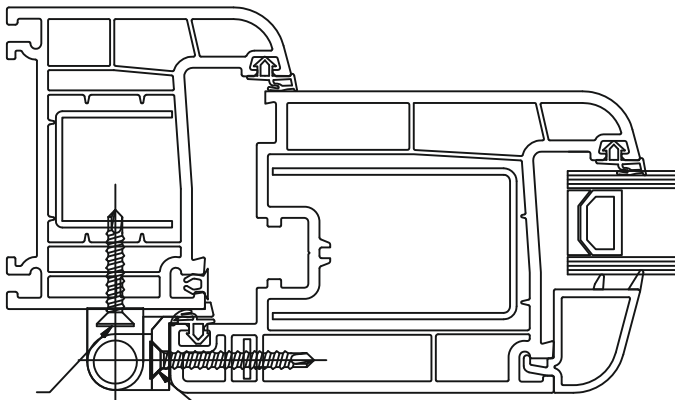




Pencere Kanadı / Window Sash / مصراع النافذة



Kapı Kanadı / Door Sash / مصراع الباب



İşlem Sırası

- 1) Destek Sacı Kesilir
- 2) Destek Sacları 3,9 x 16 YHB matkap uçlu vida ile vidalanır

Processes

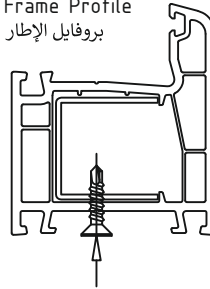
- 1) Reinforcement profile cutting
- 2) Screwing reinforcement profile with 3,9 x 16 YHB

ترتيب العمل

- 1) قطع صاج الدعم
- 2) يتم تثبيت صاج الدعم باستخدام طرف مثقاب YHB 16x3,9 Ø

Kasa Profili
Frame Profile
بروفایل الإطار

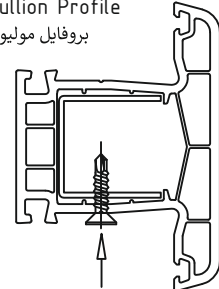
2



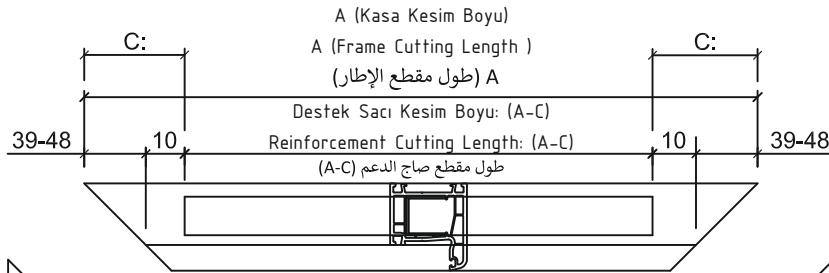
3,9 x 16 YHB
matkap uçlu vida / screw
برغي برأس المثقاب

Orta Kayıt Profili
Mullion Profile
بروفایل موليون

2



3,9 x 16 YHB
matkap uçlu vida / screw
برغي برأس المثقاب

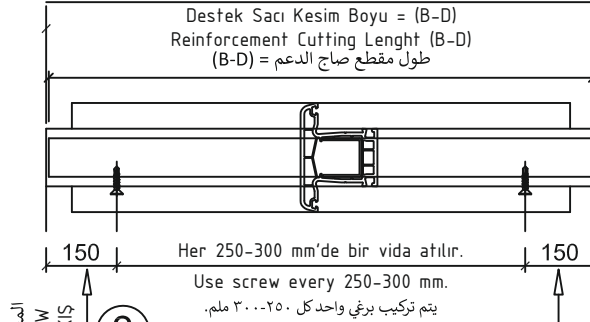


1

Kasa ve Orta Kayıt Destek Sacı Kesim Tablosu Frame and Mullion Reinforcement Profile Cutting Schedule مخطط مقطع وتجميع الإطار وبروفایل موليون	
Kasa Frame 601 الإطار	C=98
Kasa Frame 361, 631,701 الإطار	C=116
Orta Kayıt Mullion 362, 602, 632 بروفایل موليون	D=20

B

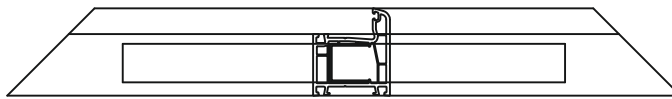
Destek Sacı Kesim Boyu = (B-D)
Reinforcement Cutting Length (B-D)
(B-D) = طول مقطع صاج الدعم



İlk vida ölçüsü
First screw dimensions
قياس المسامير الأول

المبتور
A-VIEW
A-BAKIS

3



39-48

10

150

150

10

39-48

10

150

150

10

150

150

10

39-48

İlk vida ölçüsü
First screw dimensions
قياس المسامير الأول

يتم تركيب برغي واحد كل 250-300 ملم.
Use screw every 250-300 mm.

Not: - Kesim boyu 500mm'den küçük profillerle destek sacı konmaz.
Ancak menteşe tarafında ve renkli profillerin tamamında boy ne olursa olsun destek sacı konacaktır.
- Profiller iç görünüş olarak çizilmiştir.

Not: - If cutting length is less than 500 mm no need to use reinforcement profile. But at the hinge side of the window and all types of laminated profiles, using reinforcement profile is a necessity.
- All the views are from inside of the profiles.

ملاحظة: - لا يوجد صاج دعم موضوع على جوانب بطول مقطع أقل من 500 ملم.
ومع ذلك، سيتم وضع صاج الدعم على جانب المفصلة وعلى جميع البروفایل الملون بغض النظر عن الطول. - يتم رسم البروفایل كعرض داخلي.

İşlem Sırası

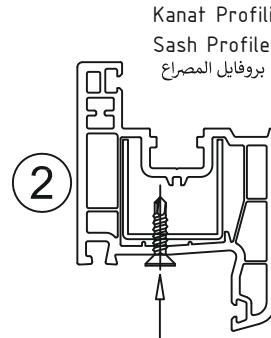
- 1) Destek Sacı Kesilir
- 2) Destek Sacları 3,9 x 16 YHB matkap uçlu vida ile vidalanır

Processes

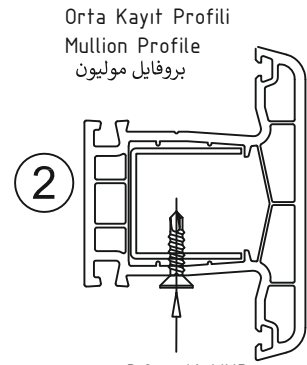
- 1) Reinforcement profile cutting
- 2) Screwing reinforcement profile with 3,9 x 16 YHB

ترتيب العمل

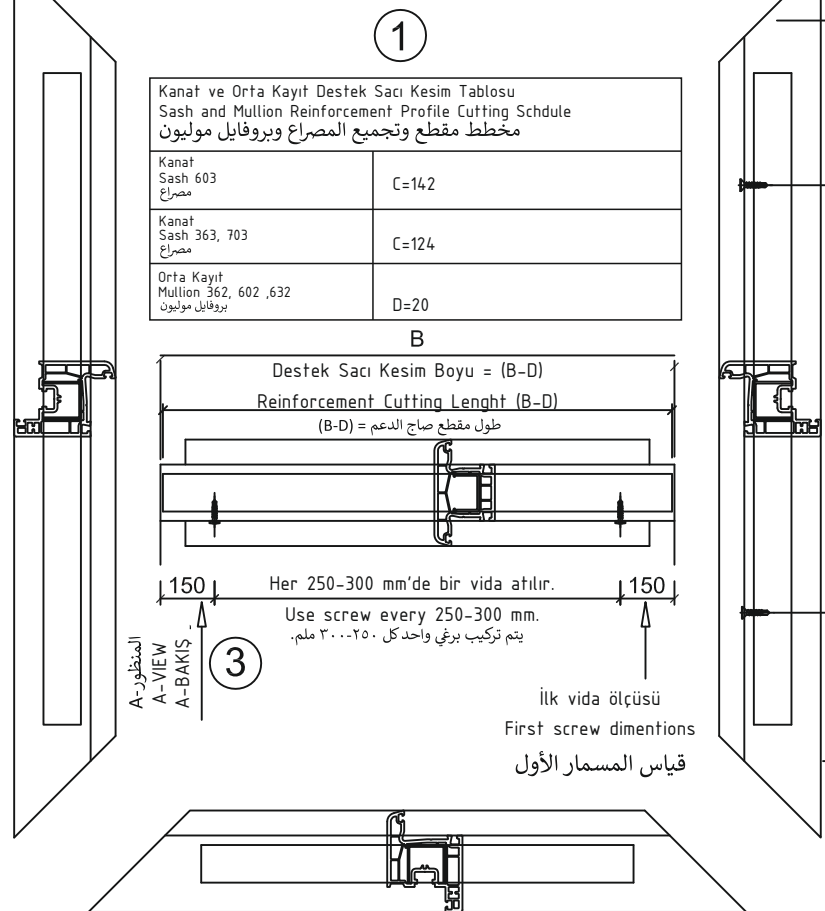
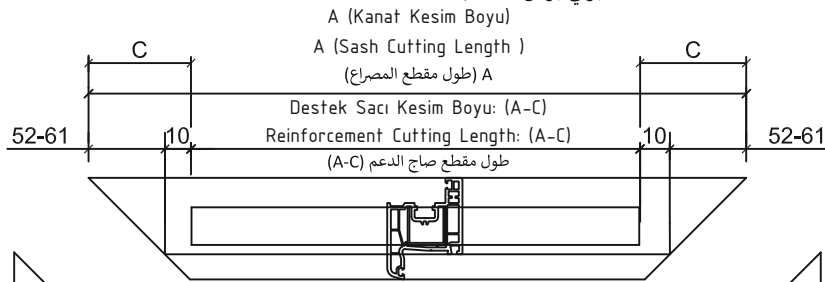
- 1) قطع صاج الدعم
- 2) يتم تثبيت صاج الدعم باستخدام طرف مثقاب YHB 16x3,9 Ø



3,9 x 16 YHB
matkap uçlu vida / screw
برغي براس المثقاب



3,9 x 16 YHB
matkap uçlu vida / screw
برغي براس المثقاب



Kanat ve Orta Kayıt Destek Sacı Kesim Tablosu Sash and Mullion Reinforcement Profile Cutting Schedule مخطط مقطع وتجميع المصراع وبروفايل موليون	
Kanat Sash 603 مصراع	C=142
Kanat Sash 363, 703 مصراع	C=124
Orta Kayıt Mullion 362, 602, 632 بروفايل موليون	D=20

Not: - Kesim boyu 500mm'den küçük profillerle destek sacı konmaz.
Ancak menteşe tarafında ve renkli profillerin tamamında boy ne olursa olsun destek sacı konacaktır.
- Profiller iç görünüşü olarak çizilmiştir.

Not: - If cutting length is less than 500 mm no need to use reinforcement profile. But at the hinge side of the window and all types of laminated profiles, using reinforcement profile is a necessity.
- All the views are from inside of the profiles.

ملاحظة: - لا يوجد صاج دعم موضوع على جوانب بطول مقطع أقل من 500 ملم.
ومع ذلك، سيتم وضع صاج الدعم على جانب المفصلة وعلى جميع البروفايل الملون بغض النظر عن الطول.
- يتم رسم البروفايل كعرض داخلي.

مخطط مقطع وتجميع مصراع الباب وبروفایل موليون

İşlem Sırası

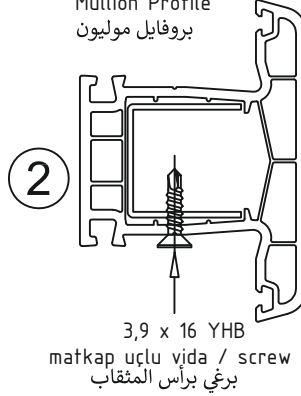
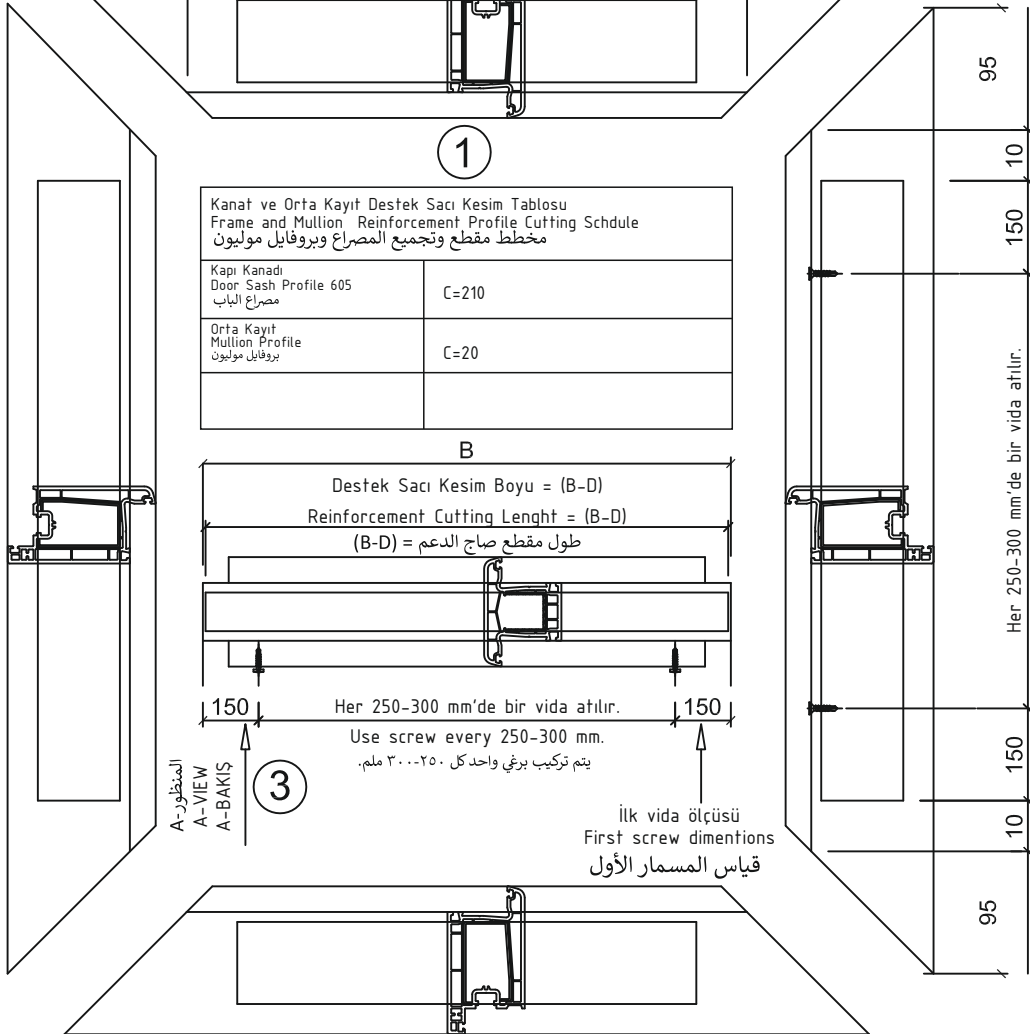
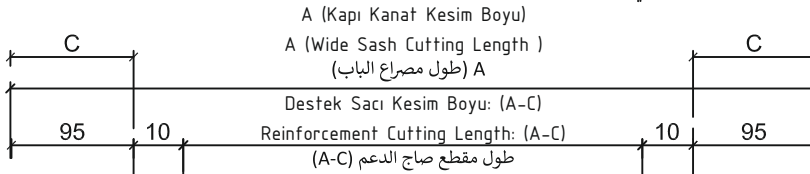
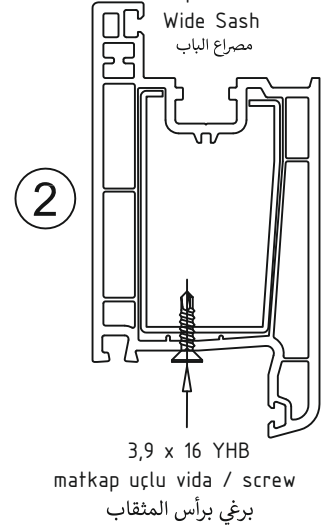
- 1) Destek Sacı Kesilir
- 2) Destek Sacları 3,9 x 16 YHB
matkap uçlu vida ile vidalanır

Processes

- 1) Reinforcement profile cutting
- 2) Screwing reinforcement profile
with 3,9 x 16 YHB

ترتيب العمل

- 1) قطع صاج الدعم
- 2) يتم تثبيت صاج الدعم باستخدام طرف مثقاب
YHB 16x3,9 Ø

Orta Kayıt Profili
Mullion Profile
بروفایل موليونKapi Kanadı
Wide Sash
مصراع الباب

Not: - Kesim boyu 500mm'den küçük profillerde destek sacı konmaz.
Ancak menteşe tarafında ve renkli profillerin tamamında boy
ne olursa olsun destek sacı konacaktır.
- Profiller iç görünüşü olarak çizilmiştir.

Not: - If cutting length is less than 500 mm no need to use reinforcement profile. But at the hinge side of the window
and all types of laminated profiles, using reinforcement profile is a necessity.
- All the views are from inside of the profiles.

ملاحظة: - لا يوجد صاج دعم موضوع على جوانب بطول مقطع أقل من 500 ملم.
ومع ذلك، سيتم وضع صاج الدعم على جانب المفصلة وعلى جميع البروفایل الملون بغض النظر عن الطول.
- يتم رسم البروفایل كعرض داخلي.

İşlem Sırası

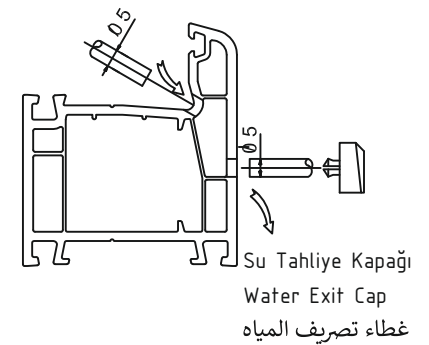
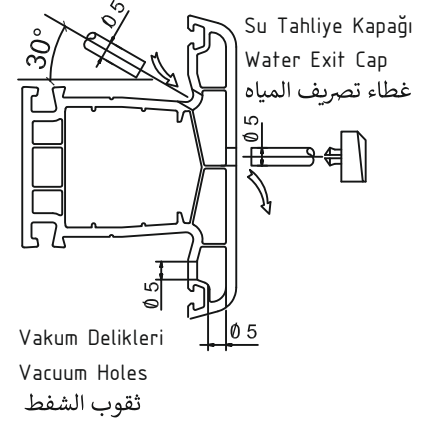
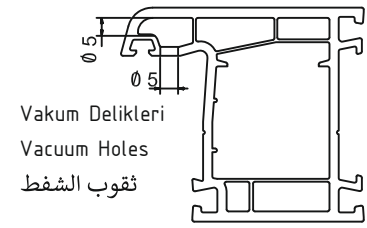
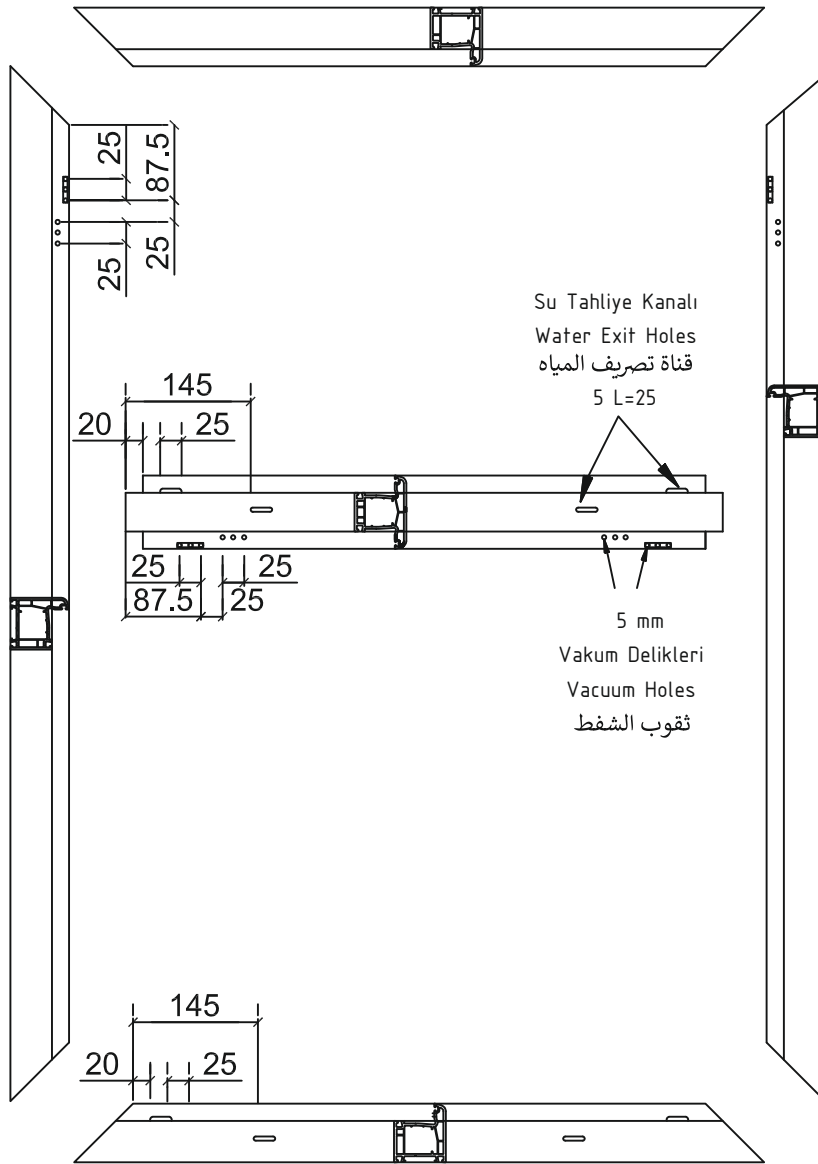
- 1) Su tahliye kanalları açılır (Alt ve yatay orta kayıda)
- 2) Vakum delikleri (Şablon yardımıyla) delinir.
 Vakum delikleri, cam yatağına giren suyun tahliyesi için şarttır.

Processes

- 1) Water discharging channels are opened
- 2) Vacuum holes are bored.

ترتيب العمل

- (1) يتم فتح قنوات تصريف المياه (في البروفایل الأوسط السفلي والأفقي)
- (2) يتم حفر ثقب الشفط (بمساعدة قالب). ثقب الشفط ضرورية لتصريف الماء الذي



Not: - Profiller iç görünüşü olarak çizilmiştir.

- Genişliği 1300mm'den fazla olan kasa ve orta profillerine su tahliye ile vakum delikleri, orta eksene bir giriş bir çıkış olarak şaşırtmalı açılır.

Not: - The drawing of the profiles are inside viewing.

- If the wide of the frame and mullion profile is more than 1300 mm water discharging channels and vacuum holes can be opened crosswise on the middle axis of the profile

ملاحظة: - يتم رسم البروفایل كعرض داخلي.

- مع تصريف المياه وفتحات الشفط على الهيكل والمقاطع الوسطى بعرض يزيد عن 1300 ملم، يتم فتحها للتشويش كمدخل وخروج للبروفایل الأوسط.

İşlem Sırası

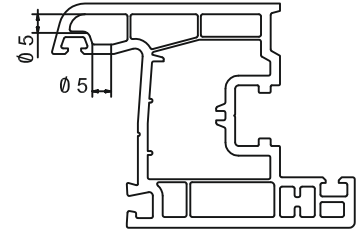
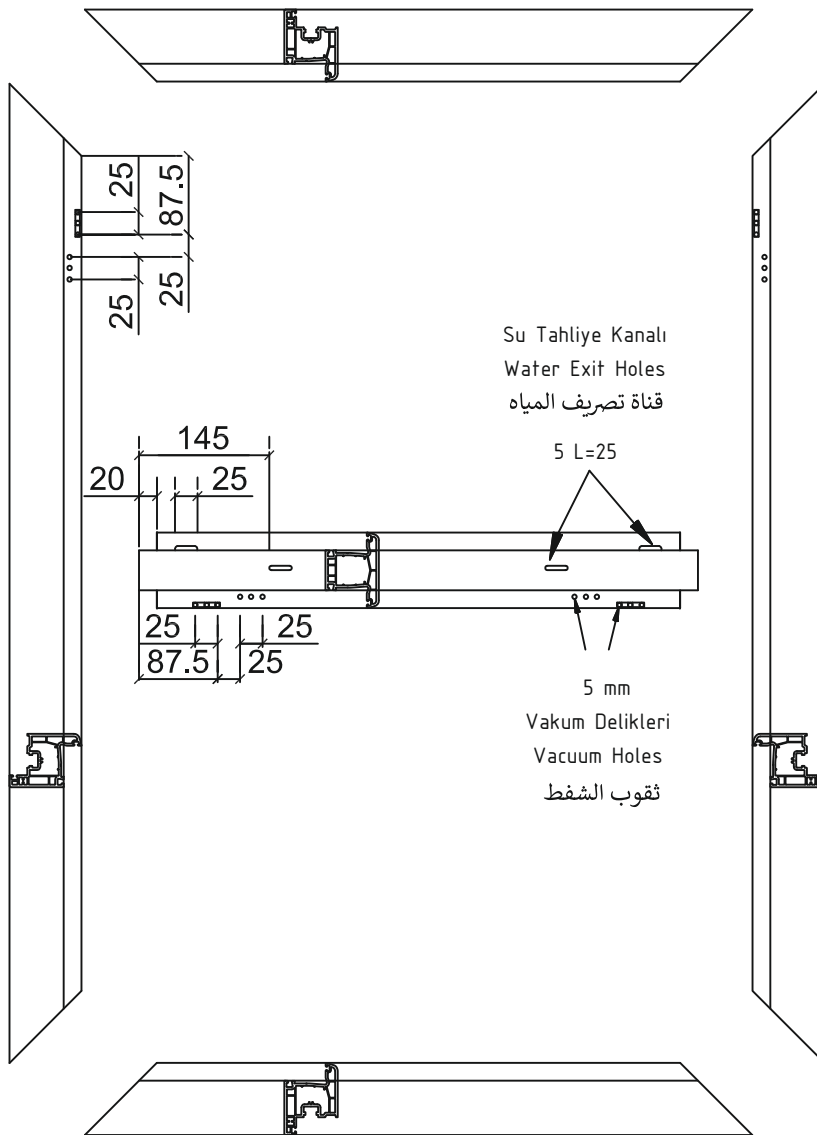
- 1) Su tahliye kanalları açılır (Alt ve yatay orta kayıda)
- 2) Vakum delikleri (Şablon yardımıyla) delinir. Vakum delikleri, cam yatağına giren suyun tahliyesi için şarttır.

Processes

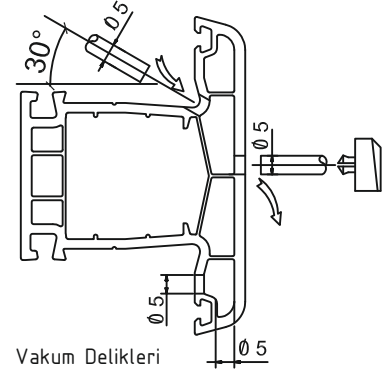
- 1) Water discharging channels are opened
- 2) Vacuum holes are bored.

ترتيب العمل

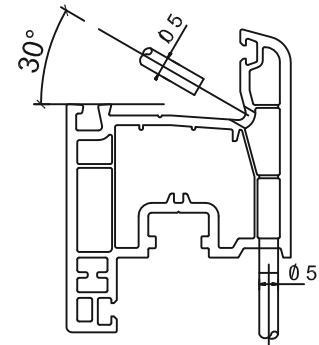
- (1) يتم فتح قنوات تصريف المياه (في البروفائل الأوسط السفلي والأفقي)
- (2) يتم حفر ثقوب الشفط (بمساعدة قالب). ثقوب الشفط ضرورية لتصريف الماء الذي يدخل السرير الزجاجي.



Su Tahliye Kapağı
Water Exit Cap
غطاء تصريف المياه



Vakum Delikleri
Vacuum Holes
ثقوب الشفط



Su Tahliye Kapağı
Water Exit Cap
غطاء تصريف المياه

Not: - Su tahliye ve vakum delikleri sadece dış cephe kapılarına açılacaktır.
- Profiller iç görünüş olarak çizilmiştir.

Not: - Water discharging channels and vacuum holes can be opened by the outside of the profiles
- The drawing of the profiles are inside winns.

ملاحظة: - سيتم فتح فتحات تصريف المياه وفتحات الشفط فقط على الأبواب الخارجية.
- يتم رسم البروفائل كعرض داخلي.

İşlem Sırası

- 1) Destek Sacı Kesilir
- 2) Destek Sacları 3,9 x 16 YHB matkap uçlu vida ile vidalanır

Processes

- 1) Reinforcement profile cutting
- 2) Screwing reinforcement profile with 3,9 x 16 YHB

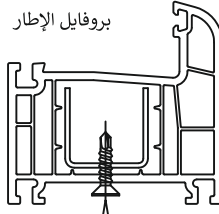
ترتيب العمل

(1) قطع صاج الدعم

(2) يتم تثبيت صاج الدعم باستخدام طرف مثقاب Ø 3.9x16 YHB

Kasa Profili
Frame Profile
بروفایل الإطار

2



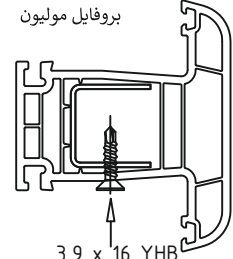
3,9 x 16 YHB

matkap uçlu vida / screw

برغي برأس المثقاب

Orta Kayıt Profili
Mullion Profile
بروفایل موليون

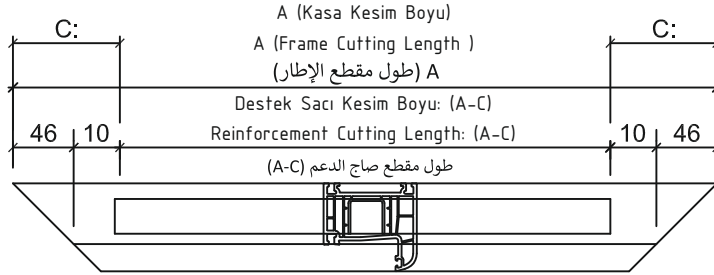
2



3,9 x 16 YHB

matkap uçlu vida / screw

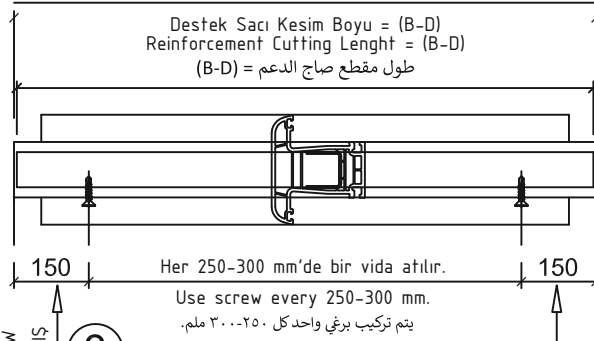
برغي برأس المثقاب



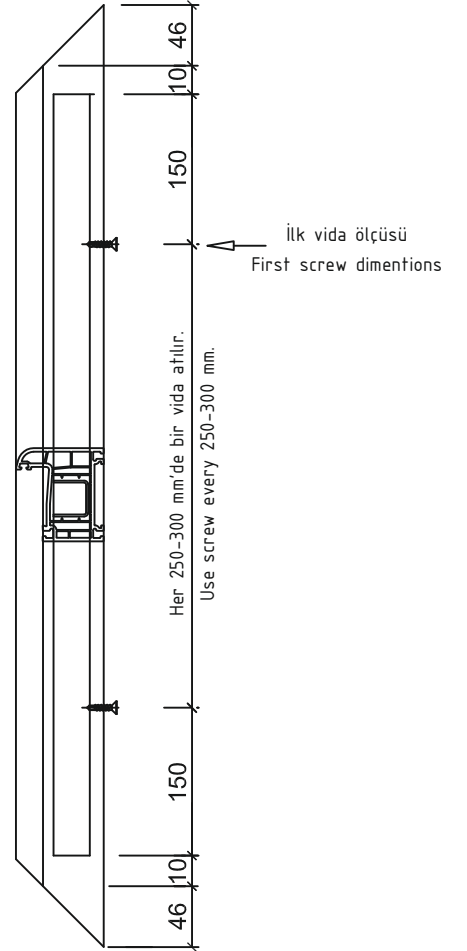
1

Kasa ve Orta Kayıt Destek Sacı Kesim Tablosu Frame and Mullion Reinforcement Profile Cutting Schedule مخطط مقطع وتجميع الإطار وبروفایل موليون	
Kasa Frame الإطار	C=112
Orta Kayıt Mullion بروفایل موليون	C=20

B

A-VIEW
A-BAKIŞ

3

İlk vida ölçüsü
First screw dimensions
قياس المسامير الأول

Not: - Kesim boyu 500mm'den küçük profillerle destek sacı konmaz.
Ancak menteşe tarafında ve renkli profillerin tamamında boy ne olursa olsun destek sacı konacaktır.
- Profiller iç görünüş olarak çizilmiştir.

Not: - If cutting length is less than 500 mm no need to use reinforcement profile. But at the hinge side of the window and all types of laminated profiles, using reinforcement profile is a necessity.
- All the views are from inside of the profiles.

ملاحظة: - لا يوجد صاج دعم موضوع على جوانب بطول مقطع أقل من 500 ملم.
ومع ذلك، سيتم وضع صاج الدعم على جانب المفصلة وعلى جميع البروفایل الملون بغض النظر عن الطول. - يتم رسم البروفایل كعرض داخلي.

İşlem Sırası

- 1) Destek Sacı Kesilir
- 2) Destek Sacları 3,9 x 16 YHB matkap uçlu vida ile vidalanır

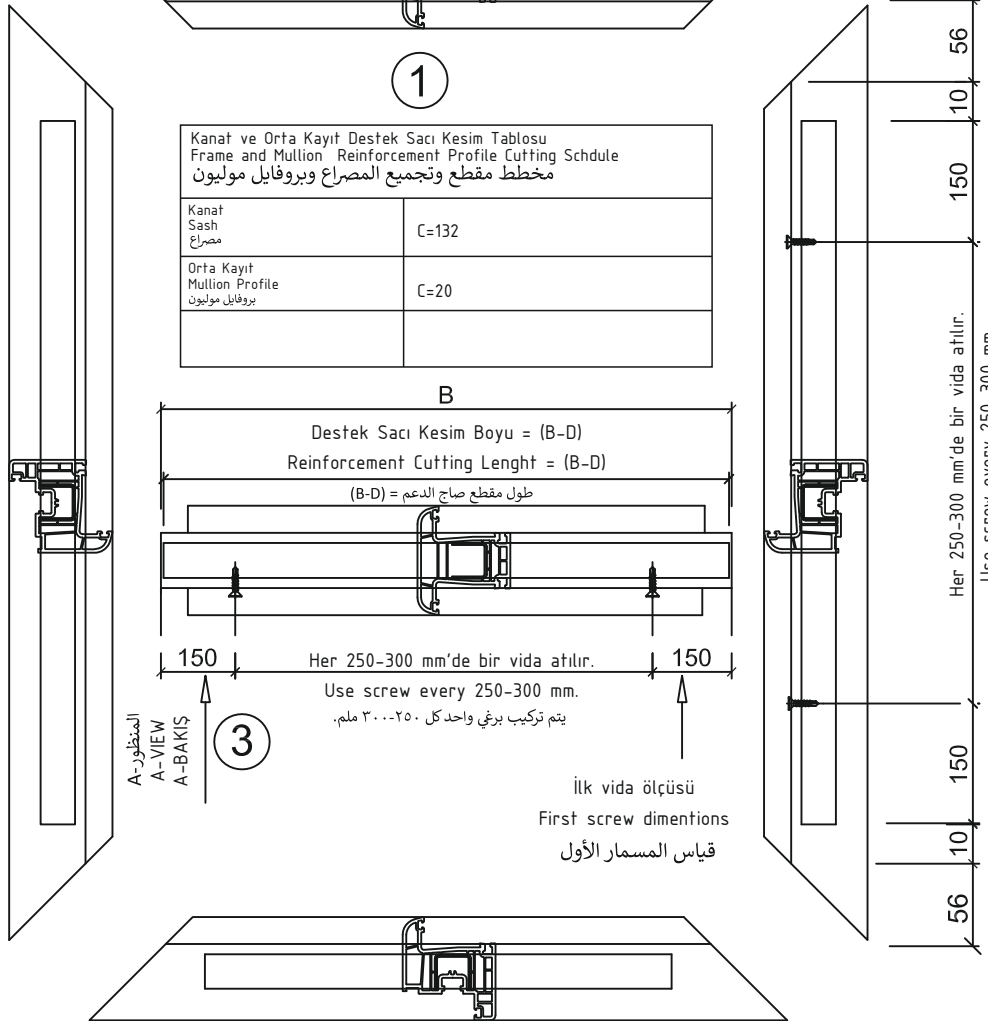
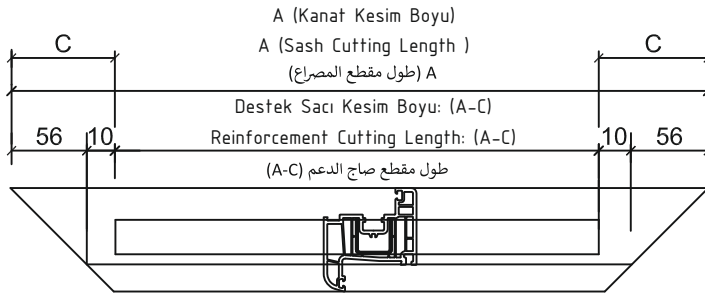
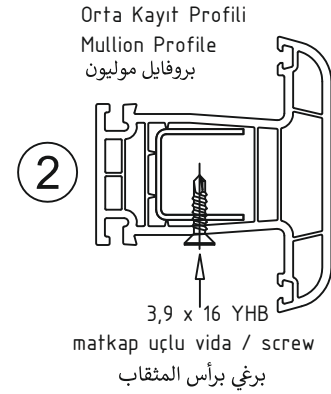
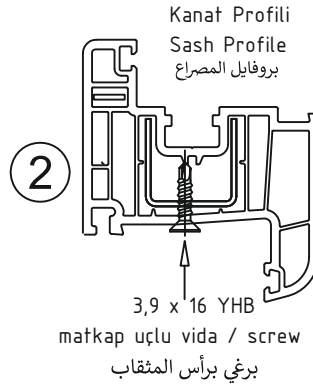
Processes

- 1) Reinforcement profile cutting
- 2) Screwing reinforcement profile with 3,9 x 16 YHB

ترتيب العمل

(1) قطع صاج الدعم

(2) يتم تثبيت صاج الدعم باستخدام طرف مثقاب Ø 3.9x16 YHB

Kanat ve Orta Kayıt Destek Sacı Kesim Tablosu
Frame and Mullion Reinforcement Profile Cutting Schedule
مخطط مقطع وتجميع المصراع وبروفائل موليون

Kanat Sash مصراع	C=132
Orta Kayıt Mullion Profile بروفائل موليون	C=20

İlk vida ölçüsü
First screw dimensions

Not: - Kesim boyu 500mm'den küçük profillere destek sacı konmaz. Ancak menteşe tarafında vinda renkli profillerin tamamında boy ne olursa olsun destek sacı konacaktır. - Profiller iç görünüşü olarak çizilmiştir.

Not: - If cutting length is less than 500 mm no need to use reinforcement profile. But at the hinge side of the window and all types of laminated profiles, using reinforcement profile is a necessity. - All the views are from inside of the profiles.

ملاحظة: - لا يوجد صاج دعم موضوع على جوانب بطول مقطع أقل من 500 ملم. ومع ذلك، سيتم وضع صاج الدعم على جانب المفصلة وعلى جميع البروفائل الملون بغض النظر عن الطول. - يتم رسم البروفائل كعرض داخلي.

İşlem Sırası

- 1) Destek Sacı Kesilir
- 2) Destek Sacları 3,9 x 16 YHB matkap uçlu vida ile vidalanır

Processes

- 1) Reinforcement profile cutting
- 2) Screwing reinforcement profile with 3,9 x 16 YHB

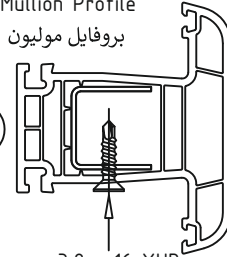
ترتیب العمل

(1) قطع صاج الدعم

(2) يتم تثبيت صاج الدعم باستخدام طرف مثقاب Ø 3.9x16 YHB

Orta Kayıt Profili
Mullion Profile
بروفایل مولیون

2



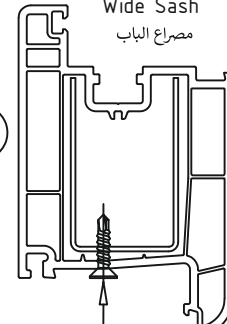
3,9 x 16 YHB

matkap uçlu vida / screw

برغي برأس المثقاب

Kapi Kanadı
Wide Sash
مصراع الباب

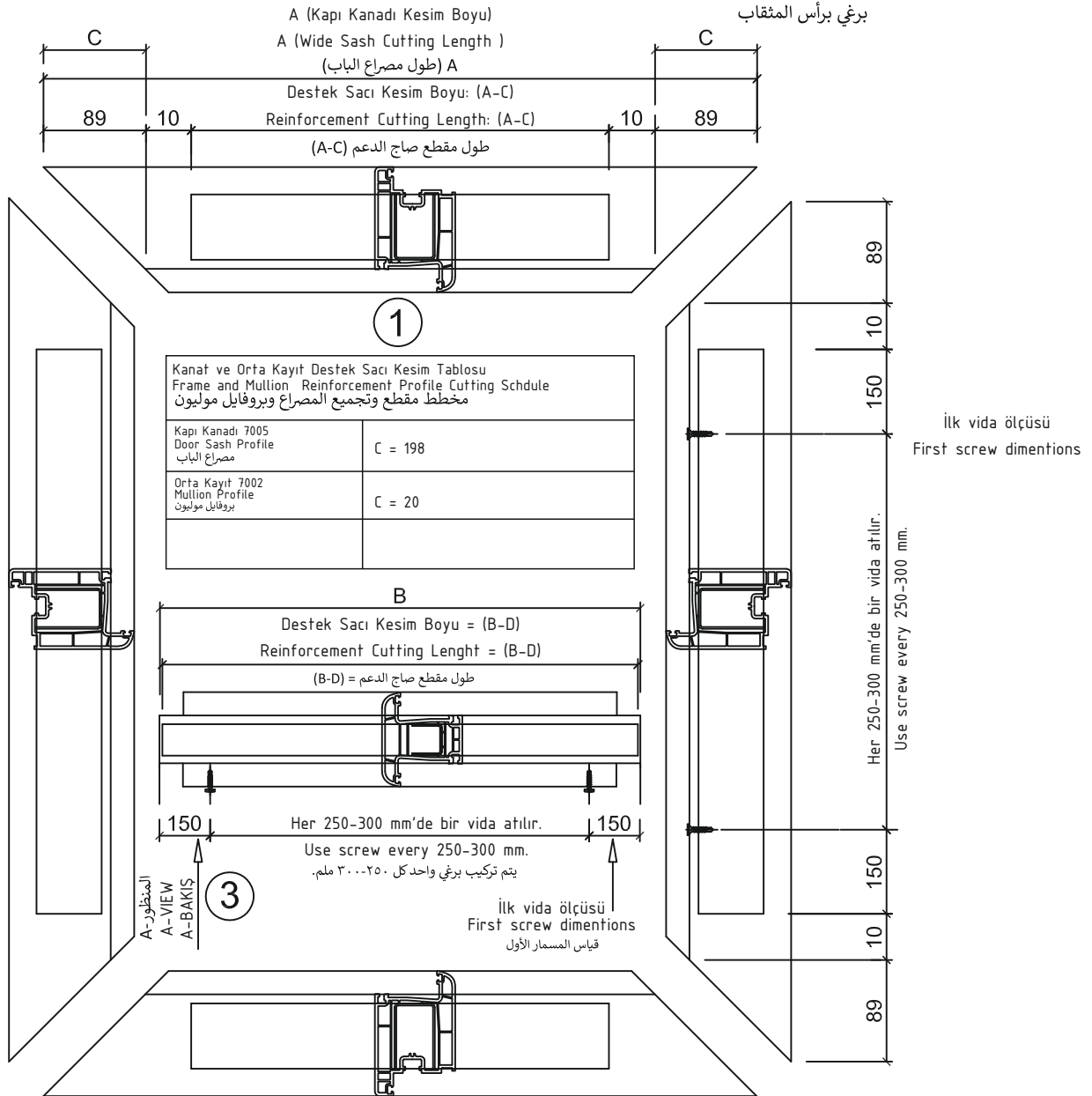
2



3,9 x 16 YHB

matkap uçlu vida / screw

برغي برأس المثقاب



Not: - Kesim boyu 500mm'den küçük profillerle destek sacı konmaz.
Ancak menteşe tarafında ve renkli profillerin tamamında boy ne olursa olsun destek sacı konacaktır.
- Profiller iç görünüşü olarak çizilmiştir.

Not: - If cutting length is less than 500 mm no need to use reinforcement profile. But at the hinge side of the window and all types of laminated profiles, using reinforcement profile is a necessity.
- All the views are from inside of the profiles.

ملاحظة: - لا يوجد صاج دعم موضوع على جوانب بطول مقطع أقل من 500 ملم.
ومع ذلك، سيتم وضع صاج الدعم على جانب المفصلة وعلى جميع البروفایل الملون بغض النظر عن الطول.
- يتم رسم البروفایل كعرض داخلي.

TÜM SERİLER İÇİN CONTA MONTAJI

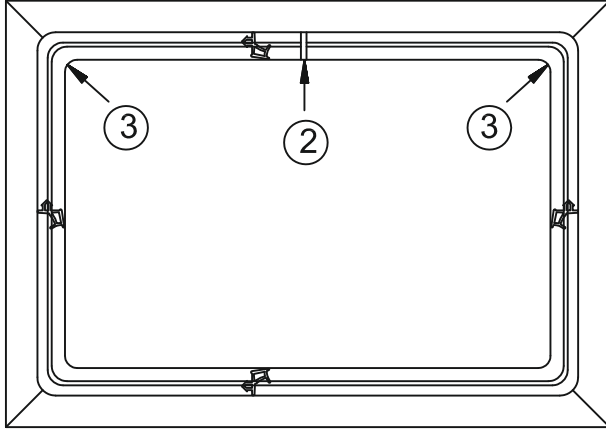
GASKET ASSEMBLING

تجميع الحشية لجميع السلاسل

SARAY®

İşlem Sırası

- 1) Conta Kanalları Temizlenir
- 2) Contalar kasa ve kanatın üst kenar orta noktasından başlamak üzere, conta kanalına gerdirmeden takılır. Birleştirme noktalarındaki gerginlik alındıktan sonra kesilir.
- 3) Contaların köşe dönüşlerinde açıklık ve bombelik kalmamasına dikkat edilmelidir.

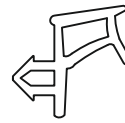


Processes

- 1) Gasket channels are cleaned.
- 2) Gasket assembling is started from the up and middle point of sash and frame profiles. Do not tense the gasket while assembling.
- 3) While turning the corners, please take care for camber at the corners.

ترتيب العمل

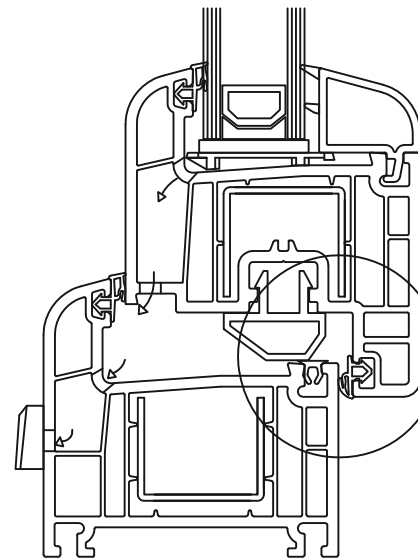
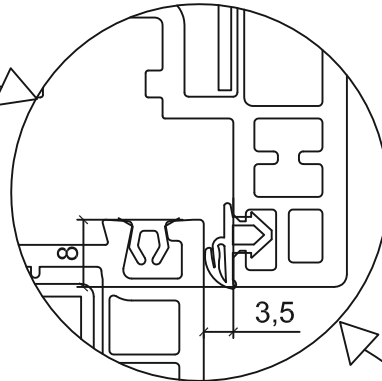
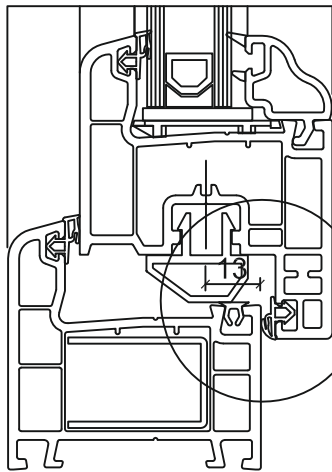
- (1) يتم تنظيف قنوات الحشيات
- (2) الحشيات متصلة بقناة الحشية بدون شد ، بدءًا من منتصف الحافة العلوية للإطار والمصراع. بعد إزالة الشد في نقاط الوصل يتم قطعها.
- (3) يجب الحرص على عدم وجود أي فتحات أو انحناء في الحشيات في المنعطفات.



Kasa - Kanat Conta
Frame Sash Gasket
حشية مصراع الإطار



Kanat Conta
Sash Gasket
حشية المصراع



Not: Tüm kapı ve pencerelerde cam conta boşluğu 3,5 mm kanat baskı payı 8mm'dir.

Note: All windows and doors window gasket space is 3,3 mm sash press space is 8 mm

ملاحظة: في جميع الأبواب والنوافذ ، فجوة الحشية الزجاجية هي ٣,٥ ملم ، وضغط المصراع ٨ ملم.

A large rectangular area with horizontal dashed lines for writing notes. The lines are evenly spaced and cover most of the page's width and height, leaving a small margin at the top and bottom.

A large rectangular area with horizontal dashed lines for writing notes. The lines are evenly spaced and cover most of the page's width and height, leaving a small margin at the top and bottom.

saray.com

SARAY®

